


# 6 Tips To Lower Your Energy Use



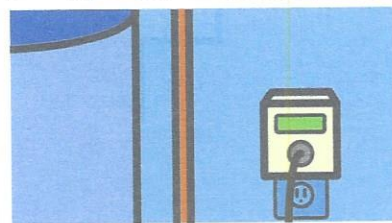
## 1. Adjust Your AC.

Increase your thermostat by 5° F for at least eight hours per day. Aim for the time period of 2 – 7 p.m., Monday through Friday.



## 2. Postpone Your Chores

Save the dishes and laundry for after 7 p.m. or the weekend. If you have delay-start features, load early and start automatically during off-peak hours.



## 3. Plug Into a Smart Strip

Plug electronic devices into a smart power strip to prevent them from consuming energy even when they're off or in standby mode.



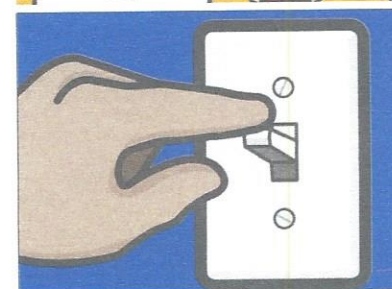
## 4. Install a Smart Thermostat

Install a programmable or smart thermostat to control your air conditioner. Smart thermostats automatically adjust your home's temperature settings for best performance. Shop now at [ConsumersEnergy.com/shop](https://www.consumersenergy.com/shop).



## 5. Refresh Your AC Filters

Clean or replace AC filters once a month to allow your air conditioner to run more efficiently.



## 6. Swap Out Your Lights

Replace old incandescents with LEDs for longer-lasting bulbs that can help lower your energy bill. Start with your home's five most frequently used bulbs. Shop now at [ConsumersEnergy.com/lightbulbs](https://www.consumersenergy.com/lightbulbs).

\*These estimates are calculated by applying 2021 electric rates to your actual 2020 summer electricity use if available. Your actual 2021 bill impact will depend on your 2021 summer electricity use. The shift savings are based on the average estimated savings associated with taking the actions in each step. This does not reflect the impact of any costs associated with an enrollment in additional programs such as Solar Gardens or Green Generation™.