



**Allegan Emergency Services Committee Update Q3 2023**

**Agenda 10/18/2023**

**08:00-09:00**

1. Call to order
2. Allegan Response Area report – July 1, 2023 – September 30, 2023
  - a. Operations Overview – John Pinkster
  - b. Response Time and Mutual Aid Statistics – John Pinkster
  - c. Financial Performance Summary – Kraig Dodge
  - d. General Operations Discussion
3. Other Business
  - a. Update on AL / FN staffing.
  - b. Update on Ascension Borgess Allegan transfer volume.
  - c. Open forum / comments.
4. Next Meeting Date: **Wednesday January, 17 2023 (08:00) at Allegan Fire District Station #1.**
5. Adjourn

# Allegan Response Area Agreement



## Allegan Area Operations Summary July, August and September 2023

Life EMS is committed to excellence in the communities we serve. We believe the information contained in this report is indicative of our pursuit of excellence and of our quality as a provider of emergency medical services. This report reflects Life EMS responses for the five municipalities covered by the Allegan Response Area Agreement for the months of July, August and September 2023.

For Q3 of 2023 Life EMS responded to 441 pre-hospital requests for service in the five municipalities covered by this agreement resulting in 318 total transports and an overall transport conversion percentage of 72. Our aggregate on-time performance for priority one life threatening emergencies was 94% (15:00 compliance standard) with an average response time of 7 minutes 15 seconds and a median response time of 6 minutes 33 seconds. We provided 26 wheelchair transports throughout the greater Allegan area during this period.

For Q3 of 2023 Life EMS of Allegan responded to 37 *external* mutual aid requests resulting in 25 transport and 50 *internal* mutual aid requests in the Life EMS Allegan service area resulting in 42 transports. The Allegan area received *internal* mutual aid from Life EMS of Fennville based resources on 36 occasions resulting in 25 transports. Life EMS recorded 1 *external* mutual aid requests into the Allegan Service Area due to a private caller request during the third quarter based on Life EMS data.

During the third quarter of 2023 Life EMS provided 7 standbys to Allegan area based first responders resulting in 4 hours and 32 minutes of high quality, dedicated medical coverage to area fire personnel at no additional charge to our communities.

The third quarter of 2023 trended down slightly from Q2 which saw 331 transports and was up compared to the 302 transports completed in Q1. The current quarter was also down year-over-year when compared to Q3 of 2022 in which Life EMS received 482 requests for service and completed 342 transports. The overall slowing of pre-hospital transport volume is concerning with the added context of a continued decrease in interfacility transfer volume out of Ascension Borgess Allegan hospital and these factors combined continue to impact the overall revenue stream for the operation.

Life EMS will continue to monitor these volumes and review any recommended adjustments needed with the emergency services committee in the future should they become necessary. We also continue to adjust posting positions, mutual aid usage and coverage patterns to ensure optimized service delivery throughout our Allegan response area.

Shifting from response performance to personnel, we find that Life EMS continues to actively address the staffing crisis present not just in our communities, but throughout the nation through our greatly expanded educational efforts.

Supporting this expansion was the August 4<sup>th</sup> graduation of our sixth 10-week hybrid style EMT academy. Student response to our locally offered courses has been strong and continues to build with this installment of the Kalamazoo program enrolling 18 out of a 16-seat class which graduated 14. The course design continues to combine a significant portion of online training with just one day per week of in-person learning, providing students with flexibility and maximum work/life balance. We continue to offer a paid scholarship option if attendees agree to a standard work commitment with Life EMS and

offer immediate employment in our wheelchair transport division while completing school. With recent service area expansion in our Kalamazoo based operations and the need for additional personnel continuing at a steady pace, Life EMS already has plans to launch a fall 2023 EMT academy as we continue our efforts to bolster our region's talent pool.

Another role of Life EMS as a regional provider, has been to provide continuous and optimized real-time deployment of field resources which has been a long held operational goal of the Life EMS Control (dispatch) Center. Functioning in this role has become increasingly critical for our south operation given the continued re-shaping of the EMS landscape. Earlier this year, the green light was given for a complete re-working of the atrium level of our 1275 Cedar Street building where our current companywide control center is located.

One of a handful of ACE accredited dispatch centers in Michigan, this expansion is focused on unifying the location of our emergency and non-emergency call takers with controllers (dispatchers) and their corresponding leadership team. ACE stands for Accredited Center of Excellence and is awarded by the IAED (International Academies of Emergency Dispatch) to agencies who meet very stringent standards of call taking, review, compliance, and quality improvement. Achieving and maintaining this standard for several years has placed Life EMS in an elite class as there are only 207 dispatch centers worldwide who have achieved ACE accreditation and only 3 located in the state of Michigan. Of the 3 ACE accredited centers in our state, Life EMS is the **only** one located in West Michigan.

Shifting back to the re-model, we anticipate that through the marriage of an open concept design with state-of-the-art equipment, a synergy of both communications and teamwork will take place. Additional amenities offered in the new center are a formal break area, nursing mothers' room, and restrooms within the immediate vicinity of the workstations. Finishing touches are already underway on this extensive project including all new flooring, wallcoverings, and tile work. The project is just finishing completion as of this writing which paves the way for personnel to move back into the renovated area from their current temporary locations throughout our central operations campus.

Life EMS believes strongly that continuing to develop a highly capable communications infrastructure with cutting edge technology and an expanded footprint will further our mission to deliver timely, optimized, and cost-effective pre-hospital care well into the future.

Transitioning from construction to concerts Life EMS has seen the predictable and steady increase in medical standby requests for the fall season. One of the most notable among those received was the high profile, "Farm Tour" concert featuring country super star Luke Bryan. Life EMS was selected as the exclusive provider of pre-hospital medical services for the concert by the privately operated tour group based on our excellent reputation for handling large scale events throughout West Michigan.

Hosted at the John Schaendorf Dairy Farm and located centrally in Allegan County, the tour concept is based around throwing a huge "party on a farm" and utilizes a tractor trailer towable stage, complete lighting / audio / video equipment along with a long string of vendors, sponsors, and food trucks to convert a farm field into a full-fledged concert venue. Welcoming the 20,000 patrons of the sold-out concert into the small rural communities of Allegan and Monterey Townships was no small feat and involved an enormous amount of background logistics to ensure success. In partnership with the 5<sup>th</sup> District Healthcare Coalition, Allegan Fire District, WMU Homer Stryker School of Medicine, Allegan County Medical Control Authority, Allegan County Emergency Management, Michigan State Police and the Allegan County Sheriff's department, Life EMS dedicated 15 ALS personnel to staff 3 fully equipped ALS ambulances, an 8-bed mobile field hospital, 4 on-site rapid response teams, 2 medically equipped golf carts and a unified incident command center. Coverage at the concert ran exceptionally well, and

the event proved to be a huge success from fan, logistics and medical care perspectives. The evening was a busy one on the medical side with some 40 requests for service. Using onsite triage and treatment the medical team in conjunction with assistance from Allegan Fire District personnel were able to mitigate transports to area hospitals with only 3 patients requiring additional care at the local emergency departments over the course of the evening.

Engaging in these types of large scale planned MCI's continues to test and improve the capabilities of Life EMS to provide medical coverage in challenging and austere environments. It is also an invaluable exercise for our personnel who are allowed to run real world scenarios in a situation that puts incident command education into action.

As this report demonstrates, Life EMS has an unwavering commitment to provide the best pre-hospital advanced life support to the communities we are entrusted with. We continue to improve, learn, and grow. We look forward to the continued partnerships of the Allegan service area and consider it a privilege to serve a community of which we are an integral part. Our compassion for people, skill to deliver timely care, and drive to succeed is at the heart of what we do every day at Life EMS. Thank you for allowing us to demonstrate this to you the municipalities we partner with.



Mlive Luke Bryan article: <https://www.mlive.com/news/kalamazoo/2023/07/luke-bryan-heading-to-southwest-michigan-village-for-farm-tour-2023.html>

## *Kalamazoo EMT Graduation*



# *Congratulations!*

**Congratulations to our most recent EMT graduates from our education program in Kalamazoo! Great job everyone! Best wishes for the future!**



# JOCKEY OUTDOORS™

Available at [JOCKEY.COM](http://JOCKEY.COM)



**Allegan County  
Destination Facilities  
October 1, 2021 through September 30, 2023**

| Drop Off Facility                        | 4th Quarter 2021 | % Total 4th Quarter 2021 | 1st Quarter 2022 | % Total 1st Quarter 2022 | 2nd Quarter 2022 | % Total 2nd Quarter 2022 | 3rd Quarter 2022 | % Total 3rd Quarter 2022 | 4th Quarter 2022 | % Total 4th Quarter 2022 | 1st Quarter 2023 | % Total 1st Quarter 2023 | 2nd Quarter 2023 | % Total 2nd Quarter 2023 | 3rd Quarter 2023 | % Total 3rd Quarter 2023 |
|--|------------------|--------------------------|------------------|--------------------------|------------------|--------------------------|------------------|--------------------------|------------------|--------------------------|------------------|--------------------------|------------------|--------------------------|------------------|--------------------------|
| ALLEGAN GENERAL HOSP                     | 121              | 34.7%                    | 139              | 38.4%                    | 100              | 29.3%                    | 127              | 37.1%                    | 131              | 38.6%                    | 101              | 33.4%                    | 96               | 29.1%                    | 95               | 30.3%                    |
| BORGESS - PIPP HOSPITAL                  | 2                | 0.6%                     | 3                | 0.8%                     | 7                | 2.1%                     | 5                | 1.5%                     | 4                | 1.2%                     | 1                | 0.3%                     | 5                | 1.5%                     | 0                | 0.0%                     |
| BORGESS MEDICAL CENTER                   | 78               | 22.3%                    | 68               | 18.8%                    | 80               | 23.5%                    | 50               | 14.6%                    | 52               | 15.3%                    | 52               | 17.2%                    | 63               | 19.1%                    | 48               | 15.3%                    |
| BRONSON BATTLE CREEK                     | 0                | 0.0%                     | 0                | 0.0%                     | 0                | 0.0%                     | 0                | 0.0%                     | 0                | 0.0%                     | 0                | 0.0%                     | 0                | 0.0%                     | 0                | 0.0%                     |
| BRONSON LAKEVIEW-PAW PAW                 | 9                | 2.6%                     | 9                | 2.5%                     | 8                | 2.3%                     | 14               | 4.1%                     | 6                | 1.8%                     | 0                | 0.0%                     | 5                | 1.5%                     | 4                | 1.3%                     |
| BRONSON METHODIST HOSPITAL               | 58               | 16.6%                    | 80               | 22.1%                    | 60               | 17.6%                    | 52               | 15.2%                    | 61               | 18.0%                    | 73               | 24.2%                    | 79               | 23.9%                    | 78               | 24.8%                    |
| Bronson South Haven                      | 6                | 1.7%                     | 5                | 1.4%                     | 7                | 2.1%                     | 10               | 2.9%                     | 2                | 0.6%                     | 3                | 1.0%                     | 1                | 0.3%                     | 0                | 0.0%                     |
| HOLLAND COMMUNITY HOSP                   | 49               | 14.0%                    | 28               | 7.7%                     | 51               | 15.0%                    | 49               | 14.3%                    | 50               | 14.7%                    | 48               | 15.9%                    | 51               | 15.5%                    | 55               | 17.5%                    |
| University of Michigan- West             | 17               | 4.9%                     | 7                | 1.9%                     | 10               | 2.9%                     | 15               | 4.4%                     | 14               | 4.1%                     | 8                | 2.6%                     | 16               | 4.8%                     | 15               | 4.8%                     |
| SAINT MARY'S HEALTH CARE                 | 1                | 0.3%                     | 1                | 0.3%                     | 3                | 0.9%                     | 0                | 0.0%                     | 2                | 0.6%                     | 4                | 1.3%                     | 1                | 0.3%                     | 2                | 0.6%                     |
| SPECTRUM BLODGETT HOSPITAL               | 0                | 0.0%                     | 1                | 0.3%                     | 2                | 0.6%                     | 1                | 0.3%                     | 1                | 0.3%                     | 1                | 0.3%                     | 1                | 0.3%                     | 3                | 1.0%                     |
| SPECTRUM BUTTERWORTH HOSPITAL            | 4                | 1.1%                     | 11               | 3.0%                     | 7                | 2.1%                     | 9                | 2.6%                     | 9                | 2.7%                     | 4                | 1.3%                     | 5                | 1.5%                     | 6                | 1.9%                     |
| Spectrum Health Pennock                  | 0                | 0.0%                     | 0                | 0.0%                     | 0                | 0.0%                     | 0                | 0.0%                     | 0                | 0.0%                     | 0                | 0.0%                     | 0                | 0.0%                     | 0                | 0.0%                     |
| Spectrum Helen Devos Children's Hospital | 1                | 0.3%                     | 5                | 1.4%                     | 3                | 0.9%                     | 4                | 1.2%                     | 4                | 1.2%                     | 3                | 1.0%                     | 5                | 1.5%                     | 3                | 1.0%                     |
| ZEELAND COMMUNITY HOSP                   | 3                | 0.9%                     | 5                | 1.4%                     | 3                | 0.9%                     | 6                | 1.8%                     | 3                | 0.9%                     | 4                | 1.3%                     | 2                | 0.6%                     | 5                | 1.6%                     |
| <b>Grand Total</b>                       | <b>349</b>       | <b>100.0%</b>            | <b>362</b>       | <b>100.0%</b>            | <b>341</b>       | <b>100.0%</b>            | <b>342</b>       | <b>100.0%</b>            | <b>339</b>       | <b>100.0%</b>            | <b>302</b>       | <b>100.0%</b>            | <b>330</b>       | <b>100.0%</b>            | <b>314</b>       | <b>100.0%</b>            |

This document has been created, obtained and collected by the Quality Improvement Committee assigned a Professional review function for Life EMS and any of our affiliated companies, medical control boards and agents. All records, data and knowledge collected for or by individuals assigned to this professional review function are confidential and shall not be made public, nor available for subpoena and are protected from disclosure pursuant to Michigan law, including the statutory provisions of MCL 333.20175, MCL 333.21515, MCL 333. 531-534, MCL 333.21513, 333.21515, 330.1143a, 331.531 and 331.533. Unauthorized use, disclosure and/or duplication is prohibited.



## Life EMS Ambulance-Allegan Hospital Ordering Facility For the Period Beginning 10/1/2021 and Ending 9/30/2023

### Request

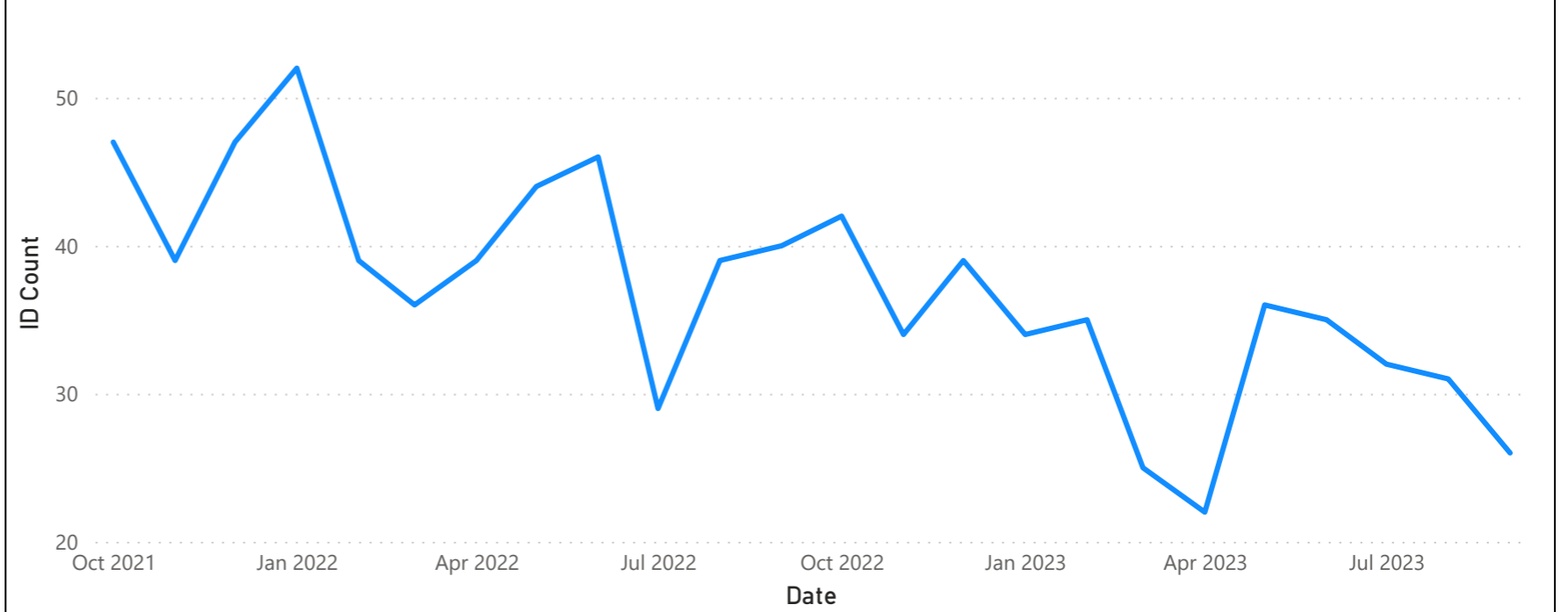
| Year         | January   | February  | March     | April     | May       | June      | July      | August    | September | October   | November  | December  | Total      |
|--------------|-----------|-----------|-----------|-----------|-----------|-----------|-----------|-----------|-----------|-----------|-----------|-----------|------------|
| 2021         | 0         | 0         | 0         | 0         | 0         | 0         | 0         | 0         | 0         | 47        | 36        | 47        | <b>130</b> |
| 2022         | 51        | 39        | 34        | 38        | 44        | 45        | 28        | 39        | 40        | 42        | 34        | 39        | <b>473</b> |
| 2023         | 34        | 34        | 25        | 22        | 35        | 34        | 32        | 31        | 26        | 0         | 0         | 0         | <b>273</b> |
| <b>Total</b> | <b>85</b> | <b>73</b> | <b>59</b> | <b>60</b> | <b>79</b> | <b>79</b> | <b>60</b> | <b>70</b> | <b>66</b> | <b>89</b> | <b>70</b> | <b>86</b> | <b>876</b> |

| Included Call Types     |
|-------------------------|
| ALS Transfer            |
| BHT                     |
| BLS Transfer            |
| Emergency Transfer      |
| EPIC Transfer           |
| PICU                    |
| Specialty Care Transfer |

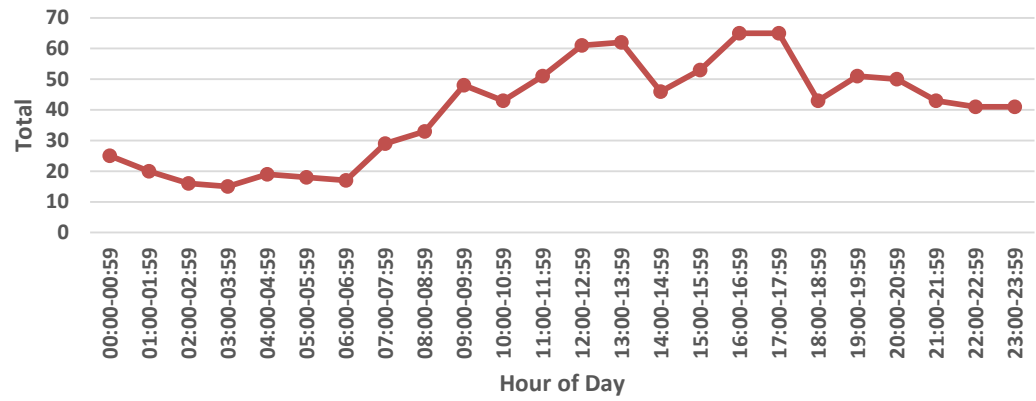
### Common Destinations

| Drop Off Facility                                 | ID Count   |
|---|------------|
| Ascension Borgess - Borgess Hosp                  | 438        |
| Bronson Hosp - Kalamazoo                          | 110        |
| Holland Community Hospital                        | 73         |
|   | 49         |
| Spectrum Health Hospital - Helen Devos Children's | 19         |
| Ely Manor   | 17         |
| Spectrum Health Hospital - Butterworth            | 17         |
| University of Michigan Health - West              | 17         |
| Forest View Hosp                                  | 11         |
| Pine Rest Christian Hosp                          | 11         |
| Briarwood Assisted Living                         | 9          |
| Pine Rest MHS                                     | 8          |
| Wings Home  | 8          |
| Allegan County Medical Care                       | 7          |
| <b>Total</b>                                      | <b>794</b> |

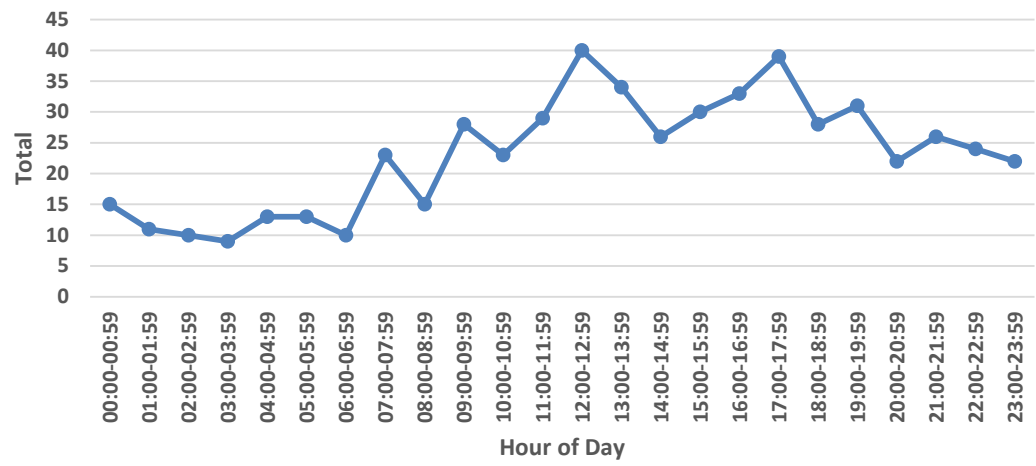
### Volume Trend



|   |     |
|---|-----|
| Total ambulance requests (all priorities all areas)   | 955 |
| Total ambulance transports (all priorities all areas) | 699 |



|   |     |
|---|-----|
| Total ambulance requests in Life EMS area only (all priorities)   | 554 |
| Total ambulance transports in Life EMS area only (all priorities) | 411 |



|                   |              |                  |          |            |        |
|-------------------|--------------|------------------|----------|------------|--------|
| All Life EMS Area | Allegan City | Allegan Township | Cheshire | Trowbridge | Valley |
|-------------------|--------------|------------------|----------|------------|--------|

|  |                          |                     |                         |                    |                   |               |
|--|--------------------------|---------------------|-------------------------|--------------------|-------------------|---------------|
| Priority 1 2 3 requests by each municipality (does not include hospital calls)             | 441                      | 179                 | 138                     | 50                 | 46                | 28            |
| Priority 1 2 3 transports by each municipality (does not include hospital calls)           | 318                      | 125                 | 109                     | 25                 | 38                | 21            |
| Priority 1 2 3 treatment on scene / no transport (does not include hospital calls)         | 90                       | 34                  | 27                      | 16                 | 9                 | 4             |
| Cancelled after dispatched (not included in above numbers)                                 | 13                       | 5                   | 6                       | 0                  | 0                 | 2             |
|  |                          |                     |                         |                    |                   |               |
|  | <b>All Life EMS Area</b> | <b>Allegan City</b> | <b>Allegan Township</b> | <b>Cheshire</b>    | <b>Trowbridge</b> | <b>Valley</b> |
| Priority 1 Response time % 15 min or less  | 94%                      | 96%                 | 94%                     | 80%                | 92%               | 100%          |
| Priority 1 Response time % 16 min or less  | 95%                      | 96%                 | 95%                     | 90%                | 96%               | 100%          |
| Average response time for each of the above  | 0:07:15                  | 0:05:16             | 0:07:09                 | 0:11:59            | 0:08:55           | 0:08:24       |
| Median response time for each of the above   | 0:06:33                  | 0:04:05             | 0:06:33                 | 0:11:50            | 0:08:04           | 0:08:13       |
| Transports from Allegan hospital   | 89                       |                     |                         |                    |                   |               |
| Transfers from other facilities  | 11                       |                     |                         |                    |                   |               |
|  |                          |                     |                         |                    |                   |               |
|  | <b>All Life EMS Area</b> | <b>Allegan City</b> | <b>Allegan Township</b> | <b>Cheshire</b>    | <b>Trowbridge</b> | <b>Valley</b> |
| Total mobility in the Life EMS service area  | 26                       | 15                  | 9                       | 0                  | 2                 | 0             |
|  |                          |                     |                         |                    |                   |               |
|  |                          |                     |                         |                    |                   |               |
| <b>Standbys (all of Allegan County)</b>  | <b>Police Only</b>       | <b>Fire Only</b>    | <b>Total</b>            | <b>Total Hours</b> |                   |               |
|  | 1                        | 12                  | 13                      | 5.72               |                   |               |
|  |                          |                     |                         |                    |                   |               |
|  |                          |                     |                         |                    |                   |               |
|  |                          |                     |                         |                    |                   |               |
| <b>Mutual aid responses by Life EMS Allegan Resource to Life EMS Fennville area detail</b> | P1, 2, 3 Calls           |                     |                         |                    |                   |               |
|  | <u>Dispatch Zone</u>     | Requests            | Transports              |                    |                   |               |
|  | Clyde                    | 9                   | 7                       |                    |                   |               |

|  |                        |                 |                   |  |  |  |
|--|------------------------|-----------------|-------------------|--|--|--|
|  | Ganges                 | 5               | 5                 |  |  |  |
|  | Fennville              | 5               | 4                 |  |  |  |
|  | Manlius                | 3               | 3                 |  |  |  |
|  | Lee                    | 25              | 21                |  |  |  |
|  | Saugatuck              | 3               | 2                 |  |  |  |
|  | <b>Total</b>           | <b>50</b>       | <b>42</b>         |  |  |  |
|  |                        |                 |                   |  |  |  |
|  |                        |                 |                   |  |  |  |
| <b>Mutual aid responses by Life EMS Fennville Resource to Life EMS Allegan area detail</b>             | P1, 2, 3 Calls         |                 |                   |  |  |  |
|  | <u>Dispatch Zone</u>   | <u>Requests</u> | <u>Transports</u> |  |  |  |
|  | City of Allegan        | 18              | 14                |  |  |  |
|  | Allegan Township       | 11              | 8                 |  |  |  |
|  | Trowbridge Township    | 1               | 1                 |  |  |  |
|  | Valley Township        | 4               | 2                 |  |  |  |
|  | Cheshire Township      | 2               | 0                 |  |  |  |
|  | <b>Total</b>           | <b>36</b>       | <b>25</b>         |  |  |  |
|  |                        |                 |                   |  |  |  |
|  |                        |                 |                   |  |  |  |
| <b>External Mutual aid responses by Life EMS to each municipality outside the primary service area</b> | P1, 2, 3 Calls         |                 |                   |  |  |  |
|  | <u>Dispatch Zone</u>   | <u>Requests</u> | <u>Complete</u>   |  |  |  |
|  | Allegan - Casco        | 1               | 0                 |  |  |  |
|  | Allegan - Dorr         | 2               | 1                 |  |  |  |
|  | Allegan - Fillmore     | 2               | 1                 |  |  |  |
|  | Allegan - Gun Plain    | 0               | 0                 |  |  |  |
|  | Allegan - Heath        | 1               | 0                 |  |  |  |
|  | Allegan - Hopkins      | 0               | 0                 |  |  |  |
|  | Allegan - Laketon      | 0               | 0                 |  |  |  |
|  | Allegan - Leighton     | 1               | 1                 |  |  |  |
|  | Allegan - Martin       | 1               | 0                 |  |  |  |
|  | Allegan - Monterey     | 4               | 2                 |  |  |  |
|  | Allegan - Otsego City  | 1               | 0                 |  |  |  |
|  | Allegan - Otsego Twp   | 9               | 7                 |  |  |  |
|  | Allegan - Overisel     | 0               | 0                 |  |  |  |
|  | Allegan - Plainwell    | 12              | 11                |  |  |  |
|  | Allegan - Salem        | 2               | 1                 |  |  |  |
|  | Allegan - Watson       | 0               | 0                 |  |  |  |
|  | Allegan - Wayland City | 1               | 1                 |  |  |  |

|   | Allegan - Wayland Twp | 0   | 0                        |                 |                 |                 |
|---|-----------------------|---|--------------------------|-----------------|-----------------|-----------------|
|   | <b>TOTAL</b>          | <b>37</b>                                 | <b>25</b>                |                 |                 |                 |
|   | <b>TOTAL</b>          | <b>TOTAL by Responding Agency</b>         |                          |                 |                 |                 |
| <b>Mutual aid requests into the Life EMS service area</b>   | 1                     | One to AMR via Private Caller in AMR area |                          |                 |                 |                 |
|   |                       |   |                          |                 |                 |                 |
|   |                       |   |                          |                 |                 |                 |
| <b>Full listing of P 1,2,3 and fire/police standby calls by municipality with date, tag# , zone, and response time.</b> |                       |   |                          |                 |                 |                 |
|   |                       |   |                          |                 |                 |                 |
| <b>Run#</b>   | <b>Date</b>           | <b>Dispatch Zone</b>                      | <b>Response Priority</b> | <b>Dispatch</b> | <b>At Scene</b> | <b>Response</b> |
| 3761678   | 7/18/2023             | Allegan - Allegan City                    | MED 1                    | 12:56:35        | 12:56:09        | 0:00:00         |
| 3762845   | 7/19/2023             | Allegan - Allegan City                    | MED 1                    | 15:07:26        | 15:07:28        | 0:00:02         |
| 3762544   | 7/19/2023             | Allegan - Allegan City                    | MED 1                    | 10:21:49        | 10:21:58        | 0:00:10         |
| 3779407   | 8/4/2023              | Allegan - Allegan City                    | MED 1                    | 19:30:26        | 19:30:36        | 0:00:10         |
| 3744822   | 7/1/2023              | Allegan - Allegan City                    | MED 1                    | 13:53:02        | 13:53:39        | 0:00:37         |
| 3813540   | 9/9/2023              | Allegan - Allegan City                    | MED 1                    | 18:11:42        | 18:12:38        | 0:00:57         |
| 3773431   | 7/29/2023             | Allegan - Allegan City                    | MED 1                    | 22:32:46        | 22:33:49        | 0:01:03         |
| 3747041   | 7/3/2023              | Allegan - Allegan City                    | MED 1                    | 22:35:50        | 22:37:03        | 0:01:13         |
| 3835642   | 9/30/2023             | Allegan - Allegan City                    | MED 1                    | 22:36:17        | 22:37:32        | 0:01:16         |
| 3832657   | 9/28/2023             | Allegan - Allegan City                    | MED 1                    | 17:04:43        | 17:05:58        | 0:01:21         |
| 3755844   | 7/12/2023             | Allegan - Allegan City                    | MED 1                    | 12:43:59        | 12:45:17        | 0:01:22         |
| 3759533   | 7/16/2023             | Allegan - Allegan City                    | MED 1                    | 7:38:44         | 7:40:09         | 0:01:24         |
| 3788472   | 8/14/2023             | Allegan - Allegan City                    | MED 1                    | 10:49:33        | 10:50:58        | 0:01:25         |
| 3745147   | 7/1/2023              | Allegan - Allegan City                    | MED 1                    | 23:17:35        | 23:19:07        | 0:01:31         |
| 3829588   | 9/25/2023             | Allegan - Allegan City                    | MED 1                    | 18:57:26        | 18:58:57        | 0:01:35         |
| 3756895   | 7/13/2023             | Allegan - Allegan City                    | MED 1                    | 15:58:57        | 16:00:42        | 0:01:46         |
| 3785023   | 8/10/2023             | Allegan - Allegan City                    | MED 1                    | 17:25:20        | 17:27:12        | 0:01:52         |
| 3809478   | 9/5/2023              | Allegan - Allegan City                    | MED 1                    | 15:56:14        | 15:58:08        | 0:01:54         |
| 3745575   | 7/2/2023              | Allegan - Allegan City                    | MED 1                    | 11:07:35        | 11:08:44        | 0:01:59         |
| 3748480   | 7/5/2023              | Allegan - Allegan City                    | MED 1                    | 13:54:18        | 13:56:18        | 0:02:01         |
| 3796686   | 8/23/2023             | Allegan - Allegan City                    | MED 1                    | 0:21:02         | 0:23:06         | 0:02:03         |
| 3783359   | 8/8/2023              | Allegan - Allegan City                    | MED 1                    | 21:35:54        | 21:38:04        | 0:02:10         |
| 3781359   | 8/7/2023              | Allegan - Allegan City                    | MED 1                    | 11:11:40        | 11:14:02        | 0:02:22         |
| 3815538   | 9/11/2023             | Allegan - Allegan City                    | MED 1                    | 22:06:33        | 22:09:00        | 0:02:26         |
| 3812368   | 9/8/2023              | Allegan - Allegan City                    | MED 1                    | 13:02:38        | 13:05:09        | 0:02:30         |
| 3829537   | 9/25/2023             | Allegan - Allegan City                    | MED 1                    | 17:28:16        | 17:31:07        | 0:02:51         |
| 3797051   | 8/23/2023             | Allegan - Allegan City                    | MED 1                    | 13:01:34        | 13:04:28        | 0:03:00         |
| 3810186   | 9/6/2023              | Allegan - Allegan City                    | MED 1                    | 11:36:04        | 11:39:07        | 0:03:03         |
| 3749554   | 7/6/2023              | Allegan - Allegan City                    | MED 1                    | 18:45:11        | 18:48:15        | 0:03:05         |
| 3823111   | 9/19/2023             | Allegan - Allegan City                    | MED 1                    | 15:53:31        | 15:56:44        | 0:03:14         |

|         |           |                        |       |          |          |         |
|---------|-----------|------------------------|-------|----------|----------|---------|
| 3814018 | 9/10/2023 | Allegan - Allegan City | MED 1 | 9:50:26  | 9:53:43  | 0:03:16 |
| 3794007 | 8/20/2023 | Allegan - Allegan City | MED 1 | 6:57:49  | 6:58:43  | 0:03:17 |
| 3768587 | 7/25/2023 | Allegan - Allegan City | MED 1 | 9:01:57  | 9:05:27  | 0:03:35 |
| 3786360 | 8/11/2023 | Allegan - Allegan City | MED 1 | 21:01:32 | 21:05:05 | 0:03:42 |
| 3830275 | 9/26/2023 | Allegan - Allegan City | MED 1 | 11:55:26 | 11:59:04 | 0:03:50 |
| 3827358 | 9/23/2023 | Allegan - Allegan City | MED 1 | 11:51:02 | 11:54:34 | 0:03:52 |
| 3753770 | 7/10/2023 | Allegan - Allegan City | MED 1 | 19:44:43 | 19:48:37 | 0:03:54 |
| 3751263 | 7/8/2023  | Allegan - Allegan City | MED 1 | 11:42:52 | 11:46:54 | 0:04:02 |
| 3829327 | 9/25/2023 | Allegan - Allegan City | MED 1 | 14:27:34 | 14:31:41 | 0:04:07 |
| 3819570 | 9/15/2023 | Allegan - Allegan City | MED 1 | 20:37:47 | 20:41:56 | 0:04:09 |
| 3802183 | 8/28/2023 | Allegan - Allegan City | MED 1 | 20:34:37 | 20:38:30 | 0:04:11 |
| 3813563 | 9/9/2023  | Allegan - Allegan City | MED 1 | 18:57:17 | 19:02:07 | 0:04:50 |
| 3831310 | 9/27/2023 | Allegan - Allegan City | MED 1 | 12:42:17 | 12:47:10 | 0:04:53 |
| 3801158 | 8/28/2023 | Allegan - Allegan City | MED 1 | 6:18:11  | 6:23:16  | 0:05:08 |
| 3745517 | 7/2/2023  | Allegan - Allegan City | MED 1 | 9:06:21  | 9:08:34  | 0:05:10 |
| 3781480 | 8/7/2023  | Allegan - Allegan City | MED 1 | 13:02:40 | 13:07:47 | 0:05:14 |
| 3829925 | 9/26/2023 | Allegan - Allegan City | MED 1 | 3:02:27  | 3:07:41  | 0:05:15 |
| 3818269 | 9/14/2023 | Allegan - Allegan City | MED 1 | 17:04:36 | 17:10:10 | 0:05:34 |
| 3823218 | 9/19/2023 | Allegan - Allegan City | MED 1 | 17:45:36 | 17:51:16 | 0:05:40 |
| 3758742 | 7/15/2023 | Allegan - Allegan City | MED 1 | 9:23:00  | 9:24:16  | 0:05:41 |
| 3802523 | 8/29/2023 | Allegan - Allegan City | MED 1 | 5:30:23  | 5:35:26  | 0:05:49 |
| 3827735 | 9/23/2023 | Allegan - Allegan City | MED 1 | 23:52:13 | 23:58:20 | 0:06:06 |
| 3770464 | 7/26/2023 | Allegan - Allegan City | MED 1 | 23:11:37 | 23:17:40 | 0:06:12 |
| 3828160 | 9/24/2023 | Allegan - Allegan City | MED 1 | 13:48:31 | 13:55:25 | 0:06:55 |
| 3799333 | 8/25/2023 | Allegan - Allegan City | MED 1 | 20:20:49 | 20:27:48 | 0:06:59 |
| 3828763 | 9/25/2023 | Allegan - Allegan City | MED 1 | 3:53:46  | 4:00:50  | 0:07:04 |
| 3795474 | 8/21/2023 | Allegan - Allegan City | MED 1 | 20:55:22 | 21:02:42 | 0:07:20 |
| 3795430 | 8/21/2023 | Allegan - Allegan City | MED 1 | 19:26:16 | 19:33:40 | 0:07:26 |
| 3755371 | 7/11/2023 | Allegan - Allegan City | MED 1 | 21:31:36 | 21:41:03 | 0:08:01 |
| 3777637 | 8/3/2023  | Allegan - Allegan City | MED 1 | 8:50:39  | 8:58:45  | 0:08:07 |
| 3753332 | 7/10/2023 | Allegan - Allegan City | MED 1 | 12:58:50 | 13:05:40 | 0:08:08 |
| 3786809 | 8/12/2023 | Allegan - Allegan City | MED 1 | 10:11:32 | 10:21:29 | 0:08:10 |
| 3800509 | 8/27/2023 | Allegan - Allegan City | MED 1 | 6:36:16  | 6:44:43  | 0:08:27 |
| 3832465 | 9/28/2023 | Allegan - Allegan City | MED 1 | 15:05:36 | 15:15:03 | 0:09:27 |
| 3797362 | 8/23/2023 | Allegan - Allegan City | MED 1 | 22:05:50 | 22:15:49 | 0:09:59 |
| 3766765 | 7/23/2023 | Allegan - Allegan City | MED 1 | 13:01:45 | 13:12:24 | 0:10:39 |
| 3781145 | 8/7/2023  | Allegan - Allegan City | MED 1 | 0:52:27  | 1:04:38  | 0:10:53 |
| 3823565 | 9/20/2023 | Allegan - Allegan City | MED 1 | 9:44:11  | 9:55:17  | 0:11:06 |
| 3804958 | 8/31/2023 | Allegan - Allegan City | MED 1 | 12:45:14 | 12:55:51 | 0:11:37 |
| 3791326 | 8/17/2023 | Allegan - Allegan City | MED 1 | 10:36:03 | 10:48:02 | 0:11:59 |
| 3817773 | 9/14/2023 | Allegan - Allegan City | MED 1 | 8:46:51  | 9:00:13  | 0:13:22 |
| 3773962 | 7/30/2023 | Allegan - Allegan City | MED 1 | 14:49:39 | 15:04:07 | 0:14:28 |
| 3831321 | 9/27/2023 | Allegan - Allegan City | MED 1 | 12:47:36 | 13:06:19 | 0:17:10 |
| 3779307 | 8/4/2023  | Allegan - Allegan City | MED 1 | 17:12:30 | 17:30:20 | 0:17:50 |

|             |             |                        |                          |                 |                 |                 |
|-------------|-------------|------------------------|--------------------------|-----------------|-----------------|-----------------|
| 3820933     | 9/17/2023   | Allegan - Allegan City | MED 1                    | 12:59:34        | 13:20:11        | 0:20:37         |
|             |             |                        |                          |                 |                 |                 |
|             |             |                        |                          |                 |                 |                 |
| <b>Run#</b> | <b>Date</b> | <b>Dispatch Zone</b>   | <b>Response Priority</b> | <b>Dispatch</b> | <b>At Scene</b> | <b>Response</b> |
| 3765716     | 7/22/2023   | Allegan - Allegan City | MED 2                    | 3:43:14         | 3:43:50         | 0:00:37         |
| 3799849     | 8/26/2023   | Allegan - Allegan City | MED 2                    | 11:24:14        | 11:25:21        | 0:01:07         |
| 3819494     | 9/15/2023   | Allegan - Allegan City | MED 2                    | 19:06:07        | 19:08:08        | 0:02:02         |
| 3780529     | 8/6/2023    | Allegan - Allegan City | MED 2                    | 7:20:05         | 7:25:29         | 0:02:20         |
| 3809942     | 9/6/2023    | Allegan - Allegan City | MED 2                    | 8:04:58         | 8:08:32         | 0:03:33         |
| 3761579     | 7/18/2023   | Allegan - Allegan City | MED 2                    | 11:14:49        | 11:18:28        | 0:03:48         |
| 3751611     | 7/8/2023    | Allegan - Allegan City | MED 2                    | 23:10:50        | 23:14:50        | 0:04:00         |
| 3817614     | 9/14/2023   | Allegan - Allegan City | MED 2                    | 0:22:40         | 0:26:50         | 0:04:09         |
| 3771028     | 7/27/2023   | Allegan - Allegan City | MED 2                    | 14:02:35        | 14:06:06        | 0:04:55         |
| 3816475     | 9/12/2023   | Allegan - Allegan City | MED 2                    | 14:43:02        | 14:50:17        | 0:05:19         |
| 3800563     | 8/27/2023   | Allegan - Allegan City | MED 2                    | 9:10:41         | 9:14:01         | 0:05:51         |
| 3810845     | 9/7/2023    | Allegan - Allegan City | MED 2                    | 7:47:15         | 7:53:44         | 0:06:29         |
| 3830502     | 9/26/2023   | Allegan - Allegan City | MED 2                    | 14:10:38        | 14:18:07        | 0:07:30         |
| 3822131     | 9/18/2023   | Allegan - Allegan City | MED 2                    | 18:15:53        | 18:23:44        | 0:07:52         |
| 3748758     | 7/5/2023    | Allegan - Allegan City | MED 2                    | 19:37:31        | 19:45:49        | 0:08:18         |
| 3772754     | 7/29/2023   | Allegan - Allegan City | MED 2                    | 2:46:41         | 2:55:12         | 0:08:31         |
| 3748169     | 7/5/2023    | Allegan - Allegan City | MED 2                    | 10:12:07        | 10:21:07        | 0:09:00         |
| 3832837     | 9/28/2023   | Allegan - Allegan City | MED 2                    | 22:16:25        | 22:26:03        | 0:09:37         |
| 3774193     | 7/30/2023   | Allegan - Allegan City | MED 2                    | 19:44:27        | 19:56:19        | 0:11:52         |
| 3800594     | 8/27/2023   | Allegan - Allegan City | MED 2                    | 10:49:15        | 11:02:31        | 0:12:04         |
| 3831107     | 9/27/2023   | Allegan - Allegan City | MED 2                    | 9:20:05         | 9:32:46         | 0:12:41         |
| 3829338     | 9/25/2023   | Allegan - Allegan City | MED 2                    | 14:36:05        | 14:49:11        | 0:13:06         |
| 3831224     | 9/27/2023   | Allegan - Allegan City | MED 2                    | 10:59:49        | 11:14:44        | 0:14:55         |
| 3750778     | 7/7/2023    | Allegan - Allegan City | MED 2                    | 21:00:25        | 21:16:04        | 0:15:39         |
| 3825005     | 9/21/2023   | Allegan - Allegan City | MED 2                    | 12:46:10        | 13:03:48        | 0:17:38         |
| 3813632     | 9/9/2023    | Allegan - Allegan City | MED 2                    | 21:16:18        | 21:35:00        | 0:18:41         |
| 3806995     | 9/2/2023    | Allegan - Allegan City | MED 2                    | 17:09:02        | 17:27:58        | 0:18:56         |
| 3747059     | 7/3/2023    | Allegan - Allegan City | MED 2                    | 22:58:38        | 23:32:52        | 0:34:27         |
|             |             |                        |                          |                 |                 |                 |
|             |             |                        |                          |                 |                 |                 |
| <b>Run#</b> | <b>Date</b> | <b>Dispatch Zone</b>   | <b>Response Priority</b> | <b>Dispatch</b> | <b>At Scene</b> | <b>Response</b> |
| 3762809     | 7/19/2023   | Allegan - Allegan City | STAGE MED 3              | 14:24:48        | 14:07:50        | 0:00:01         |
| 3827531     | 9/23/2023   | Allegan - Allegan City | MED 3                    | 16:01:28        | 16:01:32        | 0:00:04         |
| 3813558     | 9/9/2023    | Allegan - Allegan City | MED 3                    | 18:42:34        | 18:42:36        | 0:00:06         |
| 3813584     | 9/9/2023    | Allegan - Allegan City | MED 3                    | 19:45:39        | 19:45:54        | 0:00:15         |
| 3813673     | 9/9/2023    | Allegan - Allegan City | MED 3                    | 22:40:15        | 22:40:24        | 0:00:34         |
| 3820426     | 9/16/2023   | Allegan - Allegan City | MED 3                    | 21:25:35        | 21:25:46        | 0:00:38         |
| 3779478     | 8/4/2023    | Allegan - Allegan City | MED 3                    | 21:43:52        | 21:45:01        | 0:01:09         |

|         |           |                        |             |          |          |         |
|---------|-----------|------------------------|-------------|----------|----------|---------|
| 3745891 | 7/2/2023  | Allegan - Allegan City | MED 3       | 20:33:31 | 20:34:04 | 0:01:19 |
| 3807946 | 9/3/2023  | Allegan - Allegan City | MED 3       | 22:59:54 | 23:01:18 | 0:01:24 |
| 3804445 | 8/30/2023 | Allegan - Allegan City | MED 3       | 20:51:19 | 20:52:48 | 0:01:29 |
| 3813267 | 9/9/2023  | Allegan - Allegan City | MED 3       | 10:36:25 | 10:38:07 | 0:01:43 |
| 3756615 | 7/13/2023 | Allegan - Allegan City | STAGE MED 3 | 12:15:06 | 12:12:47 | 0:01:43 |
| 3787579 | 8/13/2023 | Allegan - Allegan City | STAGE MED 3 | 7:31:19  | 7:31:24  | 0:01:44 |
| 3805651 | 9/1/2023  | Allegan - Allegan City | MED 3       | 2:54:02  | 2:55:51  | 0:01:48 |
| 3813557 | 9/9/2023  | Allegan - Allegan City | MED 3       | 18:41:42 | 18:42:01 | 0:01:48 |
| 3835581 | 9/30/2023 | Allegan - Allegan City | STAGE MED 3 | 20:08:26 | 20:04:24 | 0:02:19 |
| 3826920 | 9/22/2023 | Allegan - Allegan City | MED 3       | 21:50:30 | 21:52:53 | 0:02:24 |
| 3827518 | 9/23/2023 | Allegan - Allegan City | MED 3       | 15:48:49 | 15:50:34 | 0:02:24 |
| 3799277 | 8/25/2023 | Allegan - Allegan City | MED 3       | 18:16:59 | 18:19:02 | 0:02:34 |
| 3744721 | 7/1/2023  | Allegan - Allegan City | MED 3       | 10:23:44 | 10:26:22 | 0:02:38 |
| 3760942 | 7/17/2023 | Allegan - Allegan City | MED 3       | 19:43:05 | 19:45:43 | 0:02:38 |
| 3761325 | 7/18/2023 | Allegan - Allegan City | MED 3       | 5:43:33  | 5:46:12  | 0:02:39 |
| 3810275 | 9/6/2023  | Allegan - Allegan City | MED 3       | 13:13:14 | 13:16:06 | 0:02:52 |
| 3826098 | 9/22/2023 | Allegan - Allegan City | MED 3       | 11:33:43 | 11:36:40 | 0:02:57 |
| 3818094 | 9/14/2023 | Allegan - Allegan City | MED 3       | 14:10:02 | 14:13:04 | 0:03:02 |
| 3817507 | 9/13/2023 | Allegan - Allegan City | MED 3       | 19:41:21 | 19:44:26 | 0:03:04 |
| 3829612 | 9/25/2023 | Allegan - Allegan City | MED 3       | 19:50:58 | 19:54:11 | 0:03:13 |
| 3775056 | 7/31/2023 | Allegan - Allegan City | MED 3       | 15:20:17 | 15:23:45 | 0:03:28 |
| 3809858 | 9/6/2023  | Allegan - Allegan City | MED 3       | 3:51:40  | 3:55:26  | 0:03:45 |
| 3803365 | 8/29/2023 | Allegan - Allegan City | MED 3       | 22:41:30 | 22:45:24 | 0:03:53 |
| 3821072 | 9/17/2023 | Allegan - Allegan City | MED 3       | 18:40:16 | 18:44:17 | 0:04:02 |
| 3805144 | 8/31/2023 | Allegan - Allegan City | STAGE MED 3 | 15:33:56 | 15:26:42 | 0:04:02 |
| 3782472 | 8/8/2023  | Allegan - Allegan City | MED 3       | 9:44:38  | 9:48:43  | 0:04:04 |
| 3790543 | 8/16/2023 | Allegan - Allegan City | MED 3       | 13:00:05 | 13:04:17 | 0:04:11 |
| 3753868 | 7/10/2023 | Allegan - Allegan City | MED 3       | 23:00:21 | 23:04:33 | 0:04:12 |
| 3829683 | 9/25/2023 | Allegan - Allegan City | MED 3       | 23:04:24 | 23:08:41 | 0:04:17 |
| 3813475 | 9/9/2023  | Allegan - Allegan City | MED 3       | 16:19:53 | 16:25:49 | 0:04:19 |
| 3781817 | 8/7/2023  | Allegan - Allegan City | MED 3       | 19:19:45 | 19:24:43 | 0:04:58 |
| 3762051 | 7/18/2023 | Allegan - Allegan City | STAGE MED 3 | 18:53:30 | 18:53:33 | 0:05:06 |
| 3762055 | 7/18/2023 | Allegan - Allegan City | STAGE MED 3 | 18:55:27 | 18:53:33 | 0:05:06 |
| 3751060 | 7/8/2023  | Allegan - Allegan City | MED 3       | 1:30:34  | 1:35:45  | 0:05:11 |
| 3798685 | 8/25/2023 | Allegan - Allegan City | MED 3       | 7:15:41  | 7:20:58  | 0:05:17 |
| 3824172 | 9/20/2023 | Allegan - Allegan City | MED 3       | 17:06:44 | 17:12:05 | 0:05:21 |
| 3761550 | 7/18/2023 | Allegan - Allegan City | MED 3       | 10:44:23 | 10:50:09 | 0:05:52 |
| 3783399 | 8/8/2023  | Allegan - Allegan City | MED 3       | 22:46:26 | 22:52:36 | 0:06:10 |
| 3747504 | 7/4/2023  | Allegan - Allegan City | MED 3       | 11:38:32 | 11:46:18 | 0:06:29 |
| 3767057 | 7/23/2023 | Allegan - Allegan City | MED 3       | 23:14:45 | 23:21:18 | 0:06:33 |
| 3830959 | 9/27/2023 | Allegan - Allegan City | MED 3       | 2:53:49  | 3:00:23  | 0:06:34 |
| 3791078 | 8/17/2023 | Allegan - Allegan City | MED 3       | 1:48:35  | 1:55:21  | 0:06:47 |
| 3766793 | 7/23/2023 | Allegan - Allegan City | MED 3       | 14:12:47 | 14:20:31 | 0:06:56 |
| 3775278 | 7/31/2023 | Allegan - Allegan City | MED 3       | 21:19:24 | 21:26:48 | 0:07:24 |



|         |           |                       |       |          |          |         |
|---------|-----------|-----------------------|-------|----------|----------|---------|
| 3766888 | 7/23/2023 | Allegan - Allegan Twp | MED 1 | 17:13:19 | 17:17:05 | 0:03:46 |
| 3766891 | 7/23/2023 | Allegan - Allegan Twp | MED 1 | 17:16:06 | 17:17:05 | 0:03:46 |
| 3766930 | 7/23/2023 | Allegan - Allegan Twp | MED 1 | 18:04:34 | 17:17:05 | 0:03:46 |
| 3766932 | 7/23/2023 | Allegan - Allegan Twp | MED 1 | 18:04:41 | 17:17:05 | 0:03:46 |
| 3802085 | 8/28/2023 | Allegan - Allegan Twp | MED 1 | 17:55:03 | 17:58:51 | 0:03:48 |
| 3801508 | 8/28/2023 | Allegan - Allegan Twp | MED 1 | 12:43:33 | 12:47:34 | 0:04:01 |
| 3810674 | 9/6/2023  | Allegan - Allegan Twp | MED 1 | 20:43:57 | 20:48:04 | 0:04:06 |
| 3773014 | 7/29/2023 | Allegan - Allegan Twp | MED 1 | 12:50:52 | 12:55:12 | 0:04:20 |
| 3773944 | 7/30/2023 | Allegan - Allegan Twp | MED 1 | 14:09:50 | 14:14:26 | 0:04:40 |
| 3800799 | 8/27/2023 | Allegan - Allegan Twp | MED 1 | 17:40:22 | 17:45:02 | 0:04:46 |
| 3780211 | 8/5/2023  | Allegan - Allegan Twp | MED 1 | 23:12:50 | 23:17:50 | 0:05:00 |
| 3779248 | 8/4/2023  | Allegan - Allegan Twp | MED 1 | 16:08:17 | 16:15:23 | 0:05:14 |
| 3833131 | 9/29/2023 | Allegan - Allegan Twp | MED 1 | 5:01:55  | 5:07:23  | 0:05:28 |
| 3770590 | 7/27/2023 | Allegan - Allegan Twp | MED 1 | 7:31:30  | 7:37:00  | 0:05:30 |
| 3782314 | 8/8/2023  | Allegan - Allegan Twp | MED 1 | 6:53:57  | 7:01:14  | 0:05:44 |
| 3797207 | 8/23/2023 | Allegan - Allegan Twp | MED 1 | 16:48:33 | 16:54:22 | 0:05:49 |
| 3745738 | 7/2/2023  | Allegan - Allegan Twp | MED 1 | 15:18:50 | 15:24:16 | 0:05:57 |
| 3779522 | 8/4/2023  | Allegan - Allegan Twp | MED 1 | 23:57:29 | 0:03:38  | 0:06:09 |
| 3745862 | 7/2/2023  | Allegan - Allegan Twp | MED 1 | 19:10:29 | 19:16:45 | 0:06:17 |
| 3817094 | 9/13/2023 | Allegan - Allegan Twp | MED 1 | 12:01:14 | 12:08:48 | 0:06:17 |
| 3816449 | 9/12/2023 | Allegan - Allegan Twp | MED 1 | 14:13:21 | 14:19:40 | 0:06:19 |
| 3767350 | 7/24/2023 | Allegan - Allegan Twp | MED 1 | 8:02:55  | 8:09:28  | 0:06:33 |
| 3798649 | 8/25/2023 | Allegan - Allegan Twp | MED 1 | 5:26:44  | 5:33:18  | 0:06:34 |
| 3804567 | 8/31/2023 | Allegan - Allegan Twp | MED 1 | 5:33:01  | 5:39:43  | 0:06:42 |
| 3764013 | 7/20/2023 | Allegan - Allegan Twp | MED 1 | 19:27:15 | 19:33:59 | 0:06:45 |
| 3796487 | 8/22/2023 | Allegan - Allegan Twp | MED 1 | 18:06:05 | 18:12:52 | 0:06:47 |
| 3820323 | 9/16/2023 | Allegan - Allegan Twp | MED 1 | 18:46:50 | 18:53:40 | 0:06:50 |
| 3744651 | 7/1/2023  | Allegan - Allegan Twp | MED 1 | 6:28:00  | 6:34:36  | 0:06:58 |
| 3827237 | 9/23/2023 | Allegan - Allegan Twp | MED 1 | 4:11:56  | 4:19:14  | 0:07:18 |
| 3831040 | 9/27/2023 | Allegan - Allegan Twp | MED 1 | 8:02:57  | 8:10:15  | 0:07:18 |
| 3758055 | 7/14/2023 | Allegan - Allegan Twp | MED 1 | 15:46:17 | 15:53:39 | 0:07:23 |
| 3813345 | 9/9/2023  | Allegan - Allegan Twp | MED 1 | 13:20:25 | 13:27:48 | 0:07:23 |
| 3805662 | 9/1/2023  | Allegan - Allegan Twp | MED 1 | 5:27:16  | 5:34:40  | 0:07:24 |
| 3824474 | 9/21/2023 | Allegan - Allegan Twp | MED 1 | 7:05:40  | 7:12:41  | 0:07:42 |
| 3790199 | 8/16/2023 | Allegan - Allegan Twp | MED 1 | 6:59:37  | 7:02:00  | 0:08:24 |
| 3745629 | 7/2/2023  | Allegan - Allegan Twp | MED 1 | 12:16:30 | 12:25:00 | 0:08:30 |
| 3820736 | 9/17/2023 | Allegan - Allegan Twp | MED 1 | 5:13:34  | 5:22:07  | 0:08:33 |
| 3820897 | 9/17/2023 | Allegan - Allegan Twp | MED 1 | 12:00:49 | 12:09:27 | 0:08:37 |
| 3765718 | 7/22/2023 | Allegan - Allegan Twp | MED 1 | 4:10:57  | 4:19:28  | 0:08:42 |
| 3820711 | 9/17/2023 | Allegan - Allegan Twp | MED 1 | 4:08:36  | 4:17:57  | 0:09:21 |
| 3796181 | 8/22/2023 | Allegan - Allegan Twp | MED 1 | 13:11:48 | 13:21:16 | 0:09:29 |
| 3769534 | 7/26/2023 | Allegan - Allegan Twp | MED 1 | 3:08:19  | 3:19:28  | 0:09:52 |
| 3794487 | 8/20/2023 | Allegan - Allegan Twp | MED 1 | 23:38:54 | 23:50:29 | 0:10:11 |
| 3790206 | 8/16/2023 | Allegan - Allegan Twp | MED 1 | 7:39:12  | 7:49:19  | 0:10:26 |

|         |           |                       |       |          |          |         |
|---------|-----------|-----------------------|-------|----------|----------|---------|
| 3790210 | 8/16/2023 | Allegan - Allegan Twp | MED 1 | 7:46:30  | 7:49:19  | 0:10:26 |
| 3750691 | 7/7/2023  | Allegan - Allegan Twp | MED 1 | 18:05:35 | 18:16:06 | 0:10:31 |
| 3795274 | 8/21/2023 | Allegan - Allegan Twp | MED 1 | 15:44:04 | 15:54:46 | 0:10:42 |
| 3819363 | 9/15/2023 | Allegan - Allegan Twp | MED 1 | 16:10:14 | 16:22:41 | 0:10:43 |
| 3762387 | 7/19/2023 | Allegan - Allegan Twp | MED 1 | 8:46:59  | 8:58:21  | 0:11:22 |
| 3746685 | 7/3/2023  | Allegan - Allegan Twp | MED 1 | 14:34:46 | 14:46:09 | 0:11:36 |
| 3807899 | 9/3/2023  | Allegan - Allegan Twp | MED 1 | 21:02:46 | 21:14:28 | 0:11:42 |
| 3777525 | 8/3/2023  | Allegan - Allegan Twp | MED 1 | 2:40:07  | 2:52:01  | 0:11:53 |
| 3827632 | 9/23/2023 | Allegan - Allegan Twp | MED 1 | 18:31:01 | 18:42:59 | 0:11:58 |
| 3761685 | 7/18/2023 | Allegan - Allegan Twp | MED 1 | 13:02:55 | 13:17:25 | 0:12:49 |
| 3793686 | 8/19/2023 | Allegan - Allegan Twp | MED 1 | 20:51:23 | 21:04:19 | 0:12:55 |
| 3799648 | 8/26/2023 | Allegan - Allegan Twp | MED 1 | 3:23:47  | 3:36:56  | 0:13:09 |
| 3754361 | 7/11/2023 | Allegan - Allegan Twp | MED 1 | 9:54:45  | 10:07:09 | 0:13:20 |
| 3822025 | 9/18/2023 | Allegan - Allegan Twp | MED 1 | 16:20:37 | 16:38:13 | 0:15:49 |
| 3832160 | 9/28/2023 | Allegan - Allegan Twp | MED 1 | 13:32:52 | 13:50:34 | 0:16:56 |
| 3820438 | 9/16/2023 | Allegan - Allegan Twp | MED 1 | 21:48:25 | 22:05:27 | 0:17:11 |
| 3797535 | 8/24/2023 | Allegan - Allegan Twp | MED 1 | 8:36:02  | 8:53:40  | 0:17:38 |
| 3783508 | 8/9/2023  | Allegan - Allegan Twp | MED 1 | 5:05:46  | 5:24:03  | 0:18:17 |

|  |  |  |  |  |  |  |
|--|--|--|--|--|--|--|
|  |  |  |  |  |  |  |
|  |  |  |  |  |  |  |
|  |  |  |  |  |  |  |

| Run#    | Date      | Dispatch Zone         | Response Priority | Dispatch | At Scene | Response |
|---------|-----------|-----------------------|-------------------|----------|----------|----------|
| 3755628 | 7/12/2023 | Allegan - Allegan Twp | MED 2             | 9:58:32  | 9:58:33  | 0:00:01  |
| 3786893 | 8/12/2023 | Allegan - Allegan Twp | MED 2             | 12:29:21 | 12:29:28 | 0:00:07  |
| 3827328 | 9/23/2023 | Allegan - Allegan Twp | MED 2             | 10:37:32 | 10:37:39 | 0:00:27  |
| 3760862 | 7/17/2023 | Allegan - Allegan Twp | MED 2             | 17:16:15 | 17:18:12 | 0:02:19  |
| 3755630 | 7/12/2023 | Allegan - Allegan Twp | MED 2             | 10:00:08 | 10:01:13 | 0:02:41  |
| 3811062 | 9/7/2023  | Allegan - Allegan Twp | MED 2             | 11:11:59 | 11:15:05 | 0:03:06  |
| 3780851 | 8/6/2023  | Allegan - Allegan Twp | MED 2             | 19:32:34 | 19:36:12 | 0:03:37  |
| 3798204 | 8/24/2023 | Allegan - Allegan Twp | MED 2             | 19:27:58 | 19:33:13 | 0:03:55  |
| 3787724 | 8/13/2023 | Allegan - Allegan Twp | MED 2             | 13:43:34 | 13:48:29 | 0:04:56  |
| 3755365 | 7/11/2023 | Allegan - Allegan Twp | MED 2             | 21:13:06 | 21:18:39 | 0:05:43  |
| 3771100 | 7/27/2023 | Allegan - Allegan Twp | MED 2             | 15:10:33 | 15:19:04 | 0:07:50  |
| 3772805 | 7/29/2023 | Allegan - Allegan Twp | MED 2             | 7:54:12  | 8:04:56  | 0:08:34  |
| 3786750 | 8/12/2023 | Allegan - Allegan Twp | MED 2             | 7:15:47  | 7:26:11  | 0:08:47  |
| 3803061 | 8/29/2023 | Allegan - Allegan Twp | MED 2             | 15:01:14 | 15:11:24 | 0:10:10  |
| 3822191 | 9/18/2023 | Allegan - Allegan Twp | MED 2             | 20:43:44 | 20:54:05 | 0:10:27  |
| 3831844 | 9/28/2023 | Allegan - Allegan Twp | MED 2             | 4:51:16  | 5:02:20  | 0:11:04  |
| 3798128 | 8/24/2023 | Allegan - Allegan Twp | MED 2             | 17:28:51 | 17:40:14 | 0:11:23  |
| 3793973 | 8/20/2023 | Allegan - Allegan Twp | MED 2             | 4:46:02  | 5:00:21  | 0:14:19  |
| 3820357 | 9/16/2023 | Allegan - Allegan Twp | MED 2             | 20:09:01 | 20:27:47 | 0:18:46  |
| 3820472 | 9/16/2023 | Allegan - Allegan Twp | MED 2             | 23:18:17 | 23:40:35 | 0:22:19  |
|         |           |                       |                   |          |          |          |
|         |           |                       |                   |          |          |          |

| Run#    | Date      | Dispatch Zone         | Response Priority | Dispatch | At Scene | Response |
|---------|-----------|-----------------------|-------------------|----------|----------|----------|
| 3802206 | 8/28/2023 | Allegan - Allegan Twp | MED 3             | 21:22:50 | 21:22:47 | 0:00:00  |
| 3820254 | 9/16/2023 | Allegan - Allegan Twp | MED 3             | 16:47:48 | 16:49:56 | 0:02:14  |
| 3820258 | 9/16/2023 | Allegan - Allegan Twp | MED 3             | 16:47:48 | 16:49:56 | 0:02:14  |
| 3820260 | 9/16/2023 | Allegan - Allegan Twp | MED 3             | 16:47:48 | 16:49:56 | 0:02:14  |
| 3820393 | 9/16/2023 | Allegan - Allegan Twp | MED 3             | 16:47:48 | 16:49:56 | 0:02:14  |
| 3820445 | 9/16/2023 | Allegan - Allegan Twp | MED 3             | 16:47:48 | 16:49:56 | 0:02:14  |
| 3820446 | 9/16/2023 | Allegan - Allegan Twp | MED 3             | 16:47:48 | 16:49:56 | 0:02:14  |
| 3820447 | 9/16/2023 | Allegan - Allegan Twp | MED 3             | 16:47:48 | 16:49:56 | 0:02:14  |
| 3820461 | 9/16/2023 | Allegan - Allegan Twp | MED 3             | 16:47:48 | 16:49:56 | 0:02:14  |
| 3813911 | 9/10/2023 | Allegan - Allegan Twp | MED 3             | 1:47:43  | 1:50:04  | 0:02:21  |
| 3832834 | 9/28/2023 | Allegan - Allegan Twp | MED 3             | 22:12:00 | 22:14:31 | 0:02:30  |
| 3825533 | 9/21/2023 | Allegan - Allegan Twp | MED 3             | 19:50:11 | 19:54:41 | 0:02:45  |
| 3827630 | 9/23/2023 | Allegan - Allegan Twp | MED 3             | 18:29:48 | 18:32:47 | 0:03:08  |
| 3762586 | 7/19/2023 | Allegan - Allegan Twp | MED 3             | 11:15:29 | 11:18:47 | 0:03:17  |
| 3747643 | 7/4/2023  | Allegan - Allegan Twp | MED 3             | 15:32:38 | 15:35:57 | 0:03:19  |
| 3776157 | 8/1/2023  | Allegan - Allegan Twp | MED 3             | 13:55:01 | 13:59:11 | 0:04:11  |
| 3783599 | 8/9/2023  | Allegan - Allegan Twp | MED 3             | 9:33:36  | 9:37:56  | 0:04:20  |
| 3816588 | 9/12/2023 | Allegan - Allegan Twp | MED 3             | 17:27:45 | 17:32:24 | 0:04:39  |
| 3821980 | 9/18/2023 | Allegan - Allegan Twp | MED 3             | 15:38:07 | 15:42:33 | 0:04:43  |
| 3790943 | 8/16/2023 | Allegan - Allegan Twp | MED 3             | 19:04:25 | 19:09:11 | 0:04:47  |
| 3750769 | 7/7/2023  | Allegan - Allegan Twp | STAGE MED 3       | 20:34:58 | 20:28:01 | 0:04:49  |
| 3796638 | 8/22/2023 | Allegan - Allegan Twp | MED 3             | 22:16:20 | 22:21:16 | 0:04:57  |
| 3776101 | 8/1/2023  | Allegan - Allegan Twp | MED 3             | 12:47:36 | 12:52:31 | 0:05:03  |
| 3752187 | 7/9/2023  | Allegan - Allegan Twp | MED 3             | 16:37:02 | 16:42:32 | 0:05:30  |
| 3787654 | 8/13/2023 | Allegan - Allegan Twp | MED 3             | 12:12:48 | 12:18:53 | 0:06:39  |
| 3828772 | 9/25/2023 | Allegan - Allegan Twp | STAGE MED 1       | 4:51:39  | 4:49:32  | 0:06:46  |
| 3799282 | 8/25/2023 | Allegan - Allegan Twp | STAGE MED 3       | 18:35:44 | 18:38:27 | 0:07:18  |
| 3790563 | 8/16/2023 | Allegan - Allegan Twp | MED 3             | 13:25:32 | 13:34:16 | 0:07:28  |
| 3787893 | 8/13/2023 | Allegan - Allegan Twp | STAGE MED 2       | 18:41:48 | 18:33:01 | 0:07:31  |
| 3822167 | 9/18/2023 | Allegan - Allegan Twp | MED 3             | 19:47:10 | 19:55:17 | 0:08:07  |
| 3779292 | 8/4/2023  | Allegan - Allegan Twp | MED 3             | 16:49:59 | 16:58:45 | 0:08:42  |
| 3781801 | 8/7/2023  | Allegan - Allegan Twp | MED 3             | 18:47:27 | 18:53:28 | 0:09:34  |
| 3745576 | 7/2/2023  | Allegan - Allegan Twp | MED 3             | 11:08:39 | 11:06:50 | 0:09:41  |
| 3814213 | 9/10/2023 | Allegan - Allegan Twp | MED 3             | 14:34:08 | 14:44:23 | 0:10:15  |
| 3749475 | 7/6/2023  | Allegan - Allegan Twp | MED 3             | 16:41:50 | 16:53:00 | 0:11:10  |
| 3801518 | 8/28/2023 | Allegan - Allegan Twp | MED 3             | 12:56:26 | 13:02:27 | 0:11:31  |
| 3809204 | 9/5/2023  | Allegan - Allegan Twp | MED 3             | 11:55:26 | 12:07:36 | 0:12:11  |
| 3801544 | 8/28/2023 | Allegan - Allegan Twp | MED 3             | 13:19:16 | 13:24:36 | 0:12:27  |
| 3779934 | 8/5/2023  | Allegan - Allegan Twp | MED 3             | 13:15:01 | 13:27:53 | 0:12:52  |
| 3827370 | 9/23/2023 | Allegan - Allegan Twp | MED 3             | 12:05:47 | 12:20:08 | 0:13:11  |
| 3827193 | 9/23/2023 | Allegan - Allegan Twp | MED 3             | 1:45:10  | 1:58:56  | 0:13:47  |
| 3791857 | 8/17/2023 | Allegan - Allegan Twp | MED 3             | 21:16:19 | 21:30:36 | 0:14:29  |

|         |           |                       |             |          |          |         |
|---------|-----------|-----------------------|-------------|----------|----------|---------|
| 3773566 | 7/30/2023 | Allegan - Allegan Twp | MED 3       | 0:30:58  | 0:45:27  | 0:14:32 |
| 3784138 | 8/9/2023  | Allegan - Allegan Twp | STAGE MED 3 | 17:05:08 | 17:08:56 | 0:16:01 |
| 3747095 | 7/4/2023  | Allegan - Allegan Twp | MED 3       | 0:26:43  | 0:43:19  | 0:16:36 |
| 3749432 | 7/6/2023  | Allegan - Allegan Twp | MED 3       | 16:16:43 | 16:33:39 | 0:16:56 |
| 3787117 | 8/12/2023 | Allegan - Allegan Twp | MED 3       | 18:09:08 | 18:09:10 | 0:17:16 |
| 3803655 | 8/30/2023 | Allegan - Allegan Twp | MED 3       | 10:56:04 | 11:14:16 | 0:18:12 |
| 3806794 | 9/2/2023  | Allegan - Allegan Twp | MED 3       | 11:34:48 | 11:50:18 | 0:18:42 |
| 3820433 | 9/16/2023 | Allegan - Allegan Twp | MED 3       | 21:33:33 | 21:52:32 | 0:18:59 |
| 3800002 | 8/26/2023 | Allegan - Allegan Twp | MED 3       | 16:07:16 | 16:32:17 | 0:25:14 |
| 3767296 | 7/24/2023 | Allegan - Allegan Twp | MED 3       | 3:18:31  | 3:44:19  | 0:25:48 |
| 3783823 | 8/9/2023  | Allegan - Allegan Twp | MED 3       | 12:00:27 | 12:26:38 | 0:26:11 |

| Run#    | Date      | Dispatch Zone      | Response Priority | Dispatch | At Scene | Response |
|---------|-----------|--------------------|-------------------|----------|----------|----------|
| 3792398 | 8/18/2023 | Allegan - Cheshire | MED 1             | 11:17:08 | 11:20:16 | 0:03:08  |
| 3756016 | 7/12/2023 | Allegan - Cheshire | MED 1             | 15:52:29 | 15:57:19 | 0:04:51  |
| 3755268 | 7/11/2023 | Allegan - Cheshire | MED 1             | 17:27:39 | 17:33:03 | 0:06:06  |
| 3823904 | 9/20/2023 | Allegan - Cheshire | MED 1             | 15:22:29 | 15:29:32 | 0:07:40  |
| 3831539 | 9/27/2023 | Allegan - Cheshire | MED 1             | 15:28:38 | 15:37:10 | 0:08:32  |
| 3806281 | 9/1/2023  | Allegan - Cheshire | MED 1             | 17:49:45 | 18:00:29 | 0:10:44  |
| 3748590 | 7/5/2023  | Allegan - Cheshire | MED 1             | 16:09:15 | 16:19:37 | 0:10:56  |
| 3786200 | 8/11/2023 | Allegan - Cheshire | MED 1             | 17:08:47 | 17:19:49 | 0:11:02  |
| 3814215 | 9/10/2023 | Allegan - Cheshire | MED 1             | 14:35:05 | 14:46:11 | 0:11:13  |
| 3773716 | 7/30/2023 | Allegan - Cheshire | MED 1             | 1:30:05  | 1:41:45  | 0:11:40  |
| 3779862 | 8/5/2023  | Allegan - Cheshire | MED 1             | 10:34:18 | 10:46:17 | 0:11:59  |
| 3832910 | 9/29/2023 | Allegan - Cheshire | MED 1             | 1:22:49  | 1:34:52  | 0:12:04  |
| 3823057 | 9/19/2023 | Allegan - Cheshire | MED 1             | 14:54:56 | 15:08:31 | 0:13:40  |
| 3747545 | 7/4/2023  | Allegan - Cheshire | MED 1             | 12:44:37 | 12:58:22 | 0:13:45  |
| 3787606 | 8/13/2023 | Allegan - Cheshire | MED 1             | 9:37:59  | 9:50:53  | 0:14:07  |
| 3770549 | 7/27/2023 | Allegan - Cheshire | MED 1             | 5:07:30  | 5:22:07  | 0:14:37  |
| 3745773 | 7/2/2023  | Allegan - Cheshire | MED 1             | 16:20:08 | 16:36:01 | 0:15:58  |
| 3750840 | 7/7/2023  | Allegan - Cheshire | MED 1             | 23:11:26 | 23:27:14 | 0:15:58  |
| 3824002 | 9/20/2023 | Allegan - Cheshire | MED 1             | 16:00:55 | 16:20:14 | 0:19:24  |
| 3809703 | 9/5/2023  | Allegan - Cheshire | MED 1             | 21:12:41 | 21:35:02 | 0:22:21  |

| Run#    | Date      | Dispatch Zone      | Response Priority | Dispatch | At Scene | Response |
|---------|-----------|--------------------|-------------------|----------|----------|----------|
| 3799311 | 8/25/2023 | Allegan - Cheshire | MED 2             | 19:26:54 | 19:30:18 | 0:03:24  |
| 3832057 | 9/28/2023 | Allegan - Cheshire | MED 2             | 12:02:21 | 12:10:22 | 0:08:01  |
| 3813492 | 9/9/2023  | Allegan - Cheshire | MED 2             | 16:53:17 | 17:02:09 | 0:08:52  |
| 3805454 | 9/1/2023  | Allegan - Cheshire | MED 2             | 0:25:55  | 0:36:27  | 0:10:32  |
| 3782780 | 8/8/2023  | Allegan - Cheshire | MED 2             | 14:02:54 | 14:14:29 | 0:11:35  |







|         |           |                        |              |          |          |         |
|---------|-----------|------------------------|--------------|----------|----------|---------|
| 3763553 | 7/20/2023 | Allegan - Allegan City | Fire Standby | 11:44:45 | 11:53:01 | 0:18:05 |
| 3808327 | 9/4/2023  | Allegan - Allegan City | Fire Standby | 12:16:12 | 12:17:21 | 0:22:41 |
| 3746239 | 7/3/2023  | Allegan - Allegan City | Fire Standby | 7:49:53  | 7:54:21  | 0:46:32 |
| 3784318 | 8/9/2023  | Allegan - Cheshire     | Fire Standby | 23:06:21 | 23:23:48 | 0:45:41 |
| 3762042 | 7/18/2023 | Allegan - Cheshire     | Fire Standby | 18:40:08 | 18:53:20 | 0:55:22 |
| 3767708 | 7/24/2023 | Allegan - Cheshire     | Fire Standby | 13:42:08 | 13:59:29 | 1:17:28 |