



Allegan Response Area Community Board Update Q1 2019

Agenda 4/17/2019

08:00-09:00

1. Call to order
2. Review / approval of minutes from 1/16/2019
3. Allegan Response Area report – January 1, 2019 – March 31, 2019
 - a. Operations Overview – John Pinkster
 - b. Response Time and Mutual Aid Statistics – John Pinkster
 - c. Financial Performance Summary – Kraig Dodge
 - d. General Operations Discussion
4. Other Business
 - a. Update on Pinegrove base remodel.
 - b. Update on Fennville service area contract bid.
 - c. Update on Columbia Township.
 - d. Open forum / comments.
5. Next Meeting Date: **Wednesday July 17, 2018 (08:00) AGH Michigan Room**
6. Adjourn



**Allegan Response Area Community Board Update
Q4 Minutes 1/16/2019**

Attendees: Jerry Barbini, Dee Hoffman, Kraig Dodge, Markie McGowan, Steve Revor, Marv Voss, Ron Remington, Steve Schulz, John Pinkster.

1. The meeting was called to order at 0805 by John Pinkster.
2. Approval of Q3, 2018 minutes. Motion by Marv V. and 2nd by Ron R. Motion carries and minutes stand approved as submitted.
3. Operations Response reports
 - a. John noted that ALS transport volumes were down overall for 2018. Transport volume directly correlates to revenue and it was discussed that the operations financials were not as strong as they could be. Steve S. remarked that Life EMS was doing an excellent job.
 - b. Mobility volume was noted as being up in the Allegan service area.
 - c. Financial report was not complete in time for the quarterly meeting. Will have this ready for the next meeting.
 - d. The destination report was reviewed and John noted that AGH was continuing to trend down while Bronson was up significantly.
4. John reported on the recent MI-TESA exercise and Life EMS' involvement at that as the only transporting EMS agency.
5. John updated the group that the Allegan ambulance service contract was updated successfully. Steve S. mentioned that he enjoyed having reps at the meetings. Marv V. remarked that he also appreciated Life EMS reps coming out to the meetings in person and that it was good for the boards to hear from someone other than the board members.
6. John reported that EMTrack- going very well on both sides. Dee Hoffman talked about how it saves time and is very user friendly.
7. John discussed that the Fennville service area was coming up for bid. Mark and Ken were reviewing the RFP and it was anticipated that Life EMS would submit a bid for the area.
8. John updated the group that Life EMS has been pursuing Columbia twp. John was there last night to talk about the service and the feeling was overall a positive one.
9. Good of the order:
 - a. Jerry B. mentioned that AGH has been seeking a partnership with other health systems. AGH has signed a letter of intent with Ascension. Operations will continue as normal throughout this process.
 - b. ACTC – it was discussed that there have been concerns of the quality of EMT student
 - c. Steve thanked Life EMS for our service to the area and the others remarked that the service has been excellent.
10. Meeting adjourned at 0839. Next meeting April 17, 2019.

Allegan Response Area Agreement



First Quarter Operations Summary January, February, March 2019

Life EMS is committed to excellence in the communities we serve. We believe the information contained in this report is indicative of our pursuit of excellence and quality as a provider of emergency medical services.

This report reflects Life EMS responses for the five municipalities covered by the Allegan Response Area Agreement for the months of January, February and March 2019. In addition it provides a brief comparison between the 2019 and 2018 data sets to highlight annual changes and trends.

In the first quarter of 2019 Life EMS Ambulance responded to 431 pre-hospital requests for service in the five municipalities covered by this agreement. This resulted in 341 total transports. Our aggregate on time performance for priority one life threatening emergencies was 95% with an average response time of 6 minutes and 27 seconds. By way of comparison, our 2018 1st quarter responses totaled 405 requests resulting in an identical 341 transports with a priority one on time performance of 97%.

We provided 162 inter-facility transports from Allegan General Hospital and 117 wheelchair van trips throughout the community. This compares to 130 inter-facility ambulance and 143 wheelchair transports in the 1st quarter of 2018. Inter-facility ambulance volume has risen significantly while wheelchair volume has decreased significantly in comparison to the previous year.

Life EMS responded to 65 mutual aid requests in the 1st quarter of 2019 resulting in 45 transports. In comparison, during the 1st quarter of 2018 we received 51 mutual aid requests resulting in 46 transports. Life EMS requested mutual aid 5 times during the quarter.

This quarter we were requested 171 times to sit post as coverage for other EMS agencies. This resulted in 118 hours in which we adjusted our staging to assist other communities. This is nearly identical to 221 posts and 151 hours in the 1st quarter of 2018. Life EMS continues to carefully evaluate the staging of our ambulances to ensure that adequate coverage remains for our communities during these request times.

This quarter there were 12 incidents in which Life EMS Ambulance provided medical coverage to area fire personnel. This resulted in over 13 hours of high quality advanced life support coverage to area rescue workers at no additional cost to our communities.

Life EMS has always recognized that the foundation of successful pre-hospital care relies first and foremost on the quality of our associates, and we have sought to continually attract the brightest and best clinicians in the pre-hospital field over the years. Achieving this goal requires a multi-tiered approach that includes recruitment, on-boarding, orientation, training, and retention initiatives. Excellence in this overall package at Life EMS has been recognized and celebrated over the years through participation in the 101 Best and Brightest program, and just recently we were notified of once again been selected as one of West Michigan's best and brightest companies to work for.

The best and brightest organization has both regional and national arms and celebrates a focus on "Better Business. Richer Lives. Stronger Communities". Through an emphasis on continuous company improvement the group believes that the lives of its employees are richer, and by extension,

positively impact the community as a whole. Life EMS was assessed on categories including communication, work-life balance, employee education, diversity, recognition, and retention, and ultimately selected as one of the West Michigan's 101 Best and Brightest companies to work for. Life EMS is pleased that this important distinction will be continuing into 2019 and will continue to focus on further ways to strengthen our company as a whole.

While recruitment and retention are certainly pillars of success, it is motivating our associate group to achieve quality care both clinically and through accurate documentation that was a primary goal during late 2018 and early 2019. At the onset of 2018, the Life EMS Performance Improvement (PI) team identified key metrics we wanted to measure in stroke care and went to work to create a motivating and engaging opportunity for our associates to learn. With previous poster projects under the belt such as the "QI Summer Olympics" and James Bond inspired "Nobody Does it Better" the Life EMS PI group decided that for our Junior year outing we would tackle the pop culture superhero craze and on December 2nd launched a campaign under the moniker "CVA Avengers".

The Life EMS pre-hospital provider population was once again divided into three competing teams (North / East, Central and South) with a goal to capture all six of the "infinity stones" over the course of the competition. Each infinity stone correlated to a key metric of patient care.

The "power stone" measured blood glucose assessment rates, the "reality stone" targeted last known well documentation, the "mind stone" tracked stroke scale usage, the "time stone" focused on hospital alerts, and the "space" / "soul" stones measured associate education completion rates in two online offerings. With a targeted compliance level of 90% or greater in each category we measured the teams over a six week period using our FirstWatch software platform to mine the patient care records needed for review.

The event proved to be a tremendous success with overall compliance rates continuously climbing across the span of the competition. In the end, the Central operation took the PI crown with South operations placing second and North / East operations ending third. While various rewards will be distributed to the teams to celebrate their work, the real win is improved patient care and documentation. This latest poster project continues to demonstrate that through spirited competition and a bit of healthy fun, we can shift the needle of compliance and drive our associates to new heights of clinical excellence.

Transitioning from clinical care to community care we find that Life EMS Ambulance participated in 9 community-related activities during the first quarter of 2019. Among these events the "Meet and Greet", ACDHHS "CHIP" and Pine Trails Preschool demo merit additional highlighting.

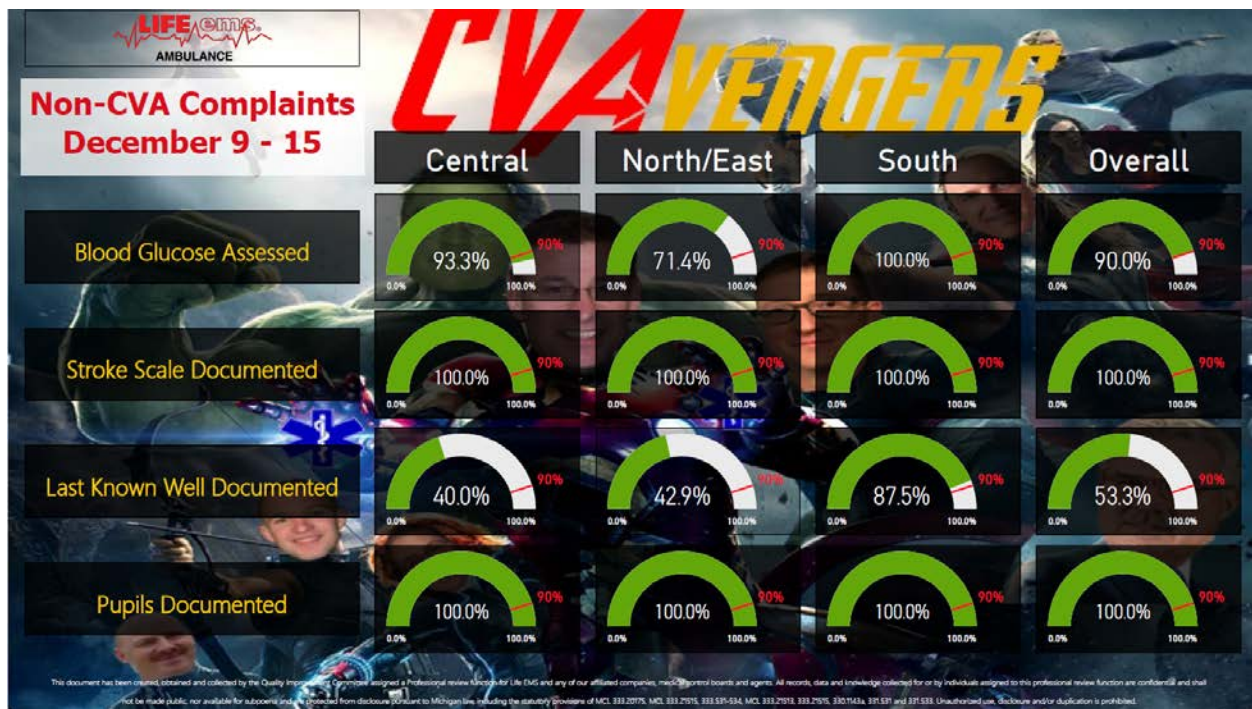
On January 16, The First Presbyterian Church of Allegan hosted Life EMS Ambulance and the Allegan Fire District as participants in their weekly community luncheon. This luncheon is designed to be an ongoing community outreach toward a target population of seniors and underprivileged citizens residing within Allegan County. Life EMS personnel Phil Green, Kimberly Middleton, Daryl Stevens, and Ina Baukema were all in attendance and assisted members of the Allegan Fire District in serving lunch to nearly 100 patrons. This service focused event also allowed our associates to interact on a personal level with members of the community and in turn allowed the community to put faces and personalities with the services of AFD and Life EMS. Our thanks to Chief Brinks for his invitation to attend this special Allegan based meet and greet opportunity.


Our second highlight from the quarter centers on an invitation from the Allegan County Department of Health and Human Services (ACDHHS) to participate in the Community Health Improvement Plan (CHIP). The CHIP is a long-term, state led effort to identify and address public health problems within a community. In Allegan County the key metrics being tracked include public access to healthcare, decreasing community obesity rates and improving family / social support. Brainstorming sessions took place on February 7th and 15th and included key stakeholders from Life EMS, Allegan General Hospital, Allegan County Community Mental Health, the Allegan County Sheriff's Department

and many more. Kimberly Middleton, Community Relations Coordinator for Life Ambulance represented EMS at the summit and provided input related to home conditions, accessing 911, and mental health. ACDHHS is currently working to summarize the input from the stakeholder group and will then formulate an action plan to address the identified metrics over the next three year cycle. The hope is that through collaboration we can work to create a healthier Allegan County.

Our final highlight of the quarter includes an annual tradition at the Pine Trails Elementary school career day. Career Day is an event designed to expose school-aged children to a variety of occupations in order to build awareness and interest in the younger generations. On March 28, Haley Grogan, Life EMS EMT, attended the Career Day at the Pine Trails elementary school where she provided ambulance tours and information on the EMT / Paramedic career paths to potential future workforce members. The demo was well received by the children in attendance as the thank you notes included in this report attest to. We continue to believe that through raising awareness of public service professions such as emergency medical services we can continue to build a workforce for the future.

As this report demonstrates, Life EMS has an unwavering commitment to provide the best pre-hospital advanced life support to the communities we are entrusted with. We continue to improve, learn, and grow. We look forward to the continued partnerships of the Allegan group and consider it a privilege to serve a community of which we are an integral part. Our compassion for people, skill to deliver timely care, and drive to succeed is at the heart of what we do every day at Life EMS. Thank you for allowing us to demonstrate this to you the communities we partner with.





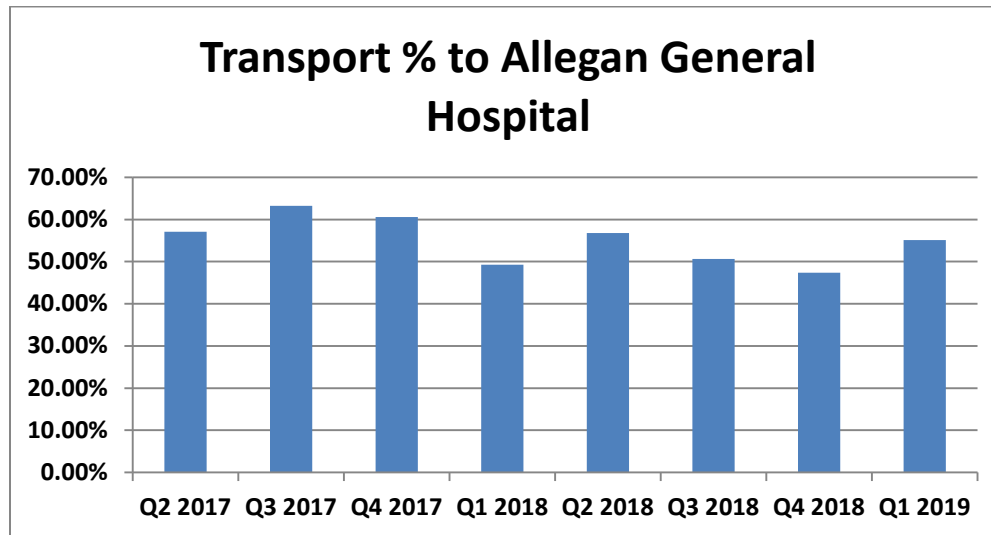
This document has been reviewed, approved and collected by the County of San Diego. It is not intended to be a legal document. The County of San Diego is not responsible for any errors or omissions. All records, data and knowledge collected for or by individuals assigned to this professional review function are confidential and shall not be made public, nor available for subpoena. This document is the property of the County of San Diego. All rights reserved. © 2017. All rights reserved. All other trademarks and registered trademarks are the property of their respective owners. All other trademarks and registered trademarks are the property of their respective owners. All other trademarks and registered trademarks are the property of their respective owners.



Allegan County Destination Facilities

January 1, 2019 through March 31, 2019

Drop Off Facility	2nd Quarter 2017	% Total 2nd Quarter 2017	3rd Quarter 2017	% Total 3rd Quarter 2017	4th Quarter 2017	% Total 4th Quarter 2017	1st Quarter 2018	% Total 1st Quarter 2018	2nd Quarter 2018	% Total 2nd Quarter 2018	3rd Quarter 2018	% Total 3rd Quarter 2018	4th Quarter 2018	% Total 4th Quarter 2018	1st Quarter 2019	% Total 1st Quarter 2019
ALLEGAN GENERAL HOSP	220	57.1%	270	63.2%	195	60.6%	144	49.3%	167	56.8%	166	50.6%	143	47.4%	188	55.1%
BORGESS - PIPP HOSPITAL	6	1.6%	9	2.1%	2	0.6%	4	1.4%	7	2.4%	0	0.0%	1	0.3%	3	0.9%
BORGESS MEDICAL CENTER	42	10.9%	35	8.2%	30	9.3%	26	8.9%	35	11.9%	36	11.0%	35	11.6%	35	10.3%
BRONSON BATTLE CREEK	0	0.0%	0	0.0%	0	0.0%	1	0.3%	0	0.0%	0	0.0%	0	0.0%	1	0.3%
BRONSON LAKEVIEW-PAW PAW	1	0.3%	0	0.0%	0	0.0%	2	0.7%	2	0.7%	1	0.3%	2	0.7%	4	1.2%
BRONSON METHODIST HOSPITAL	61	15.8%	62	14.5%	60	18.6%	64	21.9%	46	15.6%	76	23.2%	82	27.2%	69	20.2%
Bronson South Haven	1	0.3%	0	0.0%	0	0.0%	0	0.0%	2	0.7%	1	0.3%	0	0.0%	1	0.3%
HOLLAND COMMUNITY HOSP	26	6.8%	22	5.2%	22	6.8%	29	9.9%	15	5.1%	24	7.3%	15	5.0%	21	6.2%
METRO HEALTH HOSPITAL	9	2.3%	3	0.7%	2	0.6%	6	2.1%	4	1.4%	8	2.4%	6	2.0%	5	1.5%
SAINT MARY'S HEALTH CARE	0	0.0%	2	0.5%	3	0.9%	3	1.0%	3	1.0%	5	1.5%	1	0.3%	4	1.2%
SPECTRUM BLODGETT HOSPITAL	1	0.3%	4	0.9%	0	0.0%	1	0.3%	4	1.4%	1	0.3%	1	0.3%	1	0.3%
SPECTRUM BUTTERWORTH HOSPITAL	12	3.1%	7	1.6%	5	1.6%	5	1.7%	1	0.3%	2	0.6%	8	2.6%	2	0.6%
Spectrum Health Pennock	0	0.0%	1	0.2%	0	0.0%	0	0.0%	0	0.0%	0	0.0%	0	0.0%	0	0.0%
Spectrum Helen Devos Children's Hospital	3	0.8%	3	0.7%	1	0.3%	6	2.1%	4	1.4%	5	1.5%	4	1.3%	3	0.9%
ZEELAND COMMUNITY HOSP	3	0.8%	9	2.1%	2	0.6%	1	0.3%	4	1.4%	3	0.9%	4	1.3%	4	1.2%
Grand Total	385	100.0%	427	100.0%	322	100.0%	292	100.0%	294	100.0%	328	100.0%	302	100.0%	341	100.0%



This document has been created, obtained and collected by the Quality Improvement Committee assigned a Professional review function for Life EMS and any of our affiliated companies, medical control boards and agents. All records, data and knowledge collected for or by individuals assigned to this professional review function are confidential and shall not be made public, nor available for subpoena and are protected from disclosure pursuant to Michigan law, including the statutory provisions of MCL 333.20175, MCL 333.21515, MCL 333. 531-534, MCL 333.21513, 333.21515, 330.1143a, 331.531 and 331.533. Unauthorized use, disclosure and/or duplication is prohibited.

Reporting Period January 1 - March 31, 2019

Cancelled after dispatched (not included in above numbers)	20	2	7	3	5	3		
	All Life EMS Area	Allegan City	Allegan Township	Cheshire	Trowbridge	Valley		
Priority 1 Response time % 15 min or less	95%	97%	97%	85%	100%	82%		
Average response time for each of the above	0:06:27	0:04:33	0:06:49	0:11:10	0:06:41	0:09:36		
Median response time for each of the above	0:05:23	0:03:50	0:06:19	0:09:45	0:07:12	0:09:04		
Transports from Allegan hospital	162							
Transfers from other facilities	33							
	All Life EMS Area	Allegan City	Allegan Township	Cheshire	Trowbridge	Valley		
Total mobility in the Life EMS service area	117	73	43	0	0	1		
Standbys (all of Allegan County)	Police Only	Fire Only	Total	Total Hours				
	1	13	14	16.56 Hrs				
Calls outside the Life EMS service area (mutual aid responses)	65							
Transports outside the Life EMS service area (mutual aid transports)	45							
Mutual aid responses by Life EMS to each municipality outside the primary service area	P1, 2, 3 Calls							
	<u>Dispatch Zone</u>	Requests	Complete					
	Allegan - Casco	0	0					
	Allegan - Clyde	1	0					
	Allegan - Dorr	5	1					
	Allegan - Fillmore	0	0					
	Allegan - Ganges	0	0					
	Allegan - Gun Plain	8	7					
	Allegan - Heath	0	0					
	Allegan - Hopkins	0	0					
	Allegan - Laketon	0	0					
	Allegan - Lee	3	3					
	Allegan - Leighton	0	0					
	Allegan - Manlius	2	1					
	Allegan - Martin	0	0					
	Allegan - Monterey	0	0					
	Allegan - Otsego City	9	4					
	Allegan - Otsego Twp	12	6					
	Allegan - Overisel	0	0					

Reporting Period January 1 - March 31, 2019

	Allegan - Plainwell	22	22				
	Allegan - Salem	0	0				
	Allegan - Saugatuck	0	0				
	Allegan - Watson	1	0				
	Allegan - Wayland City	1	1				
	Allegan - Wayland Twp	1	0				
	TOTAL	65	45				
	TOTAL	TOTAL by Responding Agency					
Mutual aid requests into the Life EMS service area	5	AMR - 3 Plainwell - 2					
	TOTAL Moves	Area Covered	TOTAL TIME				
Post moves to cover other Allegan County Service areas	171	Fennville - 41 Plainwell - 125 Wayland - 5	Fennville - 30.59 Hrs Plainwell - 86.15 Hrs Wayland - 1.94 Hrs				
Full listing of P 1,2,3 and fire/police standby calls by municipality with date, tag# , zone, and response time.							
Run#	Date	Dispatch Zone	Response Priority	Dispatch	At Scene	Response	
2211200	1/1/2019	Allegan - Allegan City	MED 1	11:11:15	11:14:49	0:03:34	
2211438	1/1/2019	Allegan - Allegan City	MED 1	22:22:56	22:25:52	0:02:56	
2211684	1/2/2019	Allegan - Allegan City	MED 1	9:24:19	9:26:16	0:01:57	
2212936	1/3/2019	Allegan - Allegan City	MED 1	13:20:34	13:20:49	0:00:15	
2213083	1/3/2019	Allegan - Allegan City	MED 1	16:55:42	16:59:15	0:03:33	
2213534	1/4/2019	Allegan - Allegan City	MED 1	6:37:29	6:52:46	0:15:17	
2214739	1/5/2019	Allegan - Allegan City	MED 1	19:43:33	19:55:06	0:11:33	
2215057	1/6/2019	Allegan - Allegan City	MED 1	1:44:46	1:49:03	0:04:17	
2215490	1/6/2019	Allegan - Allegan City	MED 1	18:19:42	18:24:25	0:04:43	
2218212	1/8/2019	Allegan - Allegan City	MED 1	8:25:53	8:42:04	0:16:11	
2218316	1/8/2019	Allegan - Allegan City	MED 1	10:42:16	10:42:38	0:00:22	
2219159	1/9/2019	Allegan - Allegan City	MED 1	4:41:50	4:49:57	0:08:07	
2220111	1/10/2019	Allegan - Allegan City	MED 1	11:14:36	11:20:05	0:05:29	
2220832	1/11/2019	Allegan - Allegan City	MED 1	7:42:04	7:46:53	0:04:49	
2220855	1/11/2019	Allegan - Allegan City	MED 1	8:43:08	8:47:32	0:04:24	
2221753	1/12/2019	Allegan - Allegan City	MED 1	4:40:33	4:47:13	0:06:40	
2221982	1/12/2019	Allegan - Allegan City	MED 1	15:22:03	15:24:48	0:02:45	
2222120	1/12/2019	Allegan - Allegan City	MED 1	21:06:43	21:11:13	0:04:30	
2222136	1/12/2019	Allegan - Allegan City	MED 1	22:28:21	22:30:22	0:02:01	
2223085	1/14/2019	Allegan - Allegan City	MED 1	3:51:21	3:56:31	0:05:10	
2223318	1/14/2019	Allegan - Allegan City	MED 1	11:48:35	11:52:47	0:04:12	
2224912	1/15/2019	Allegan - Allegan City	MED 1	19:00:54	19:04:15	0:03:21	
2225166	1/16/2019	Allegan - Allegan City	MED 1	8:36:13	8:36:21	0:00:08	
2225619	1/16/2019	Allegan - Allegan City	MED 1	17:13:39	17:15:23	0:01:44	
2226492	1/17/2019	Allegan - Allegan City	MED 1	17:00:41	17:04:10	0:03:29	

Reporting Period January 1 - March 31, 2019

2226910	1/18/2019	Allegan - Allegan City	MED 1	4:04:25	4:10:58	0:06:33		
2226934	1/18/2019	Allegan - Allegan City	MED 1	6:24:20	6:34:37	0:10:17		
2228689	1/20/2019	Allegan - Allegan City	MED 1	9:39:50	9:44:33	0:04:43		
2228767	1/20/2019	Allegan - Allegan City	MED 1	12:50:50	12:54:21	0:03:31		
2228816	1/20/2019	Allegan - Allegan City	MED 1	15:21:50	15:30:21	0:08:31		
2228961	1/20/2019	Allegan - Allegan City	MED 1	23:51:27	23:53:32	0:02:05		
2229227	1/21/2019	Allegan - Allegan City	MED 1	1:26:09	1:44:48	0:18:39		
2229368	1/21/2019	Allegan - Allegan City	MED 1	9:41:49	9:50:07	0:08:18		
2233196	1/25/2019	Allegan - Allegan City	MED 1	10:09:27	10:10:07	0:00:40		
2233687	1/25/2019	Allegan - Allegan City	MED 1	21:38:38	21:41:44	0:03:06		
2234374	1/26/2019	Allegan - Allegan City	MED 1	19:09:39	19:11:30	0:01:51		
2234828	1/27/2019	Allegan - Allegan City	MED 1	10:47:51	10:51:24	0:03:33		
2235003	1/27/2019	Allegan - Allegan City	MED 1	18:17:34	18:19:14	0:01:40		
2237876	1/30/2019	Allegan - Allegan City	MED 1	20:46:52	20:52:36	0:05:44		
2239012	2/1/2019	Allegan - Allegan City	MED 1	1:56:19	2:05:51	0:09:32		
2239685	2/1/2019	Allegan - Allegan City	MED 1	18:34:19	18:40:43	0:06:24		
2239767	2/1/2019	Allegan - Allegan City	MED 1	22:12:55	22:18:56	0:06:01		
2240308	2/2/2019	Allegan - Allegan City	MED 1	13:06:53	13:10:44	0:03:51		
2241979	2/4/2019	Allegan - Allegan City	MED 1	12:54:42	13:00:15	0:05:33		
2243060	2/5/2019	Allegan - Allegan City	MED 1	11:02:30	11:07:40	0:05:10		
2243890	2/6/2019	Allegan - Allegan City	MED 1	10:08:32	10:12:06	0:03:34		
2244788	2/7/2019	Allegan - Allegan City	MED 1	13:03:19	13:06:16	0:02:57		
2245535	2/8/2019	Allegan - Allegan City	MED 1	6:49:56	6:55:36	0:05:40		
2246245	2/8/2019	Allegan - Allegan City	MED 1	18:54:13	18:57:54	0:03:41		
2246310	2/8/2019	Allegan - Allegan City	MED 1	21:18:16	21:23:31	0:05:15		
2246695	2/9/2019	Allegan - Allegan City	MED 1	7:54:24	8:00:41	0:06:17		
2249324	2/12/2019	Allegan - Allegan City	MED 1	10:07:36	10:15:59	0:08:23		
2253117	2/16/2019	Allegan - Allegan City	MED 1	1:33:26	1:38:10	0:04:44		
2253124	2/16/2019	Allegan - Allegan City	MED 1	2:38:07	2:52:51	0:14:44		
2253136	2/16/2019	Allegan - Allegan City	MED 1	3:50:30	3:55:38	0:05:08		
2253402	2/16/2019	Allegan - Allegan City	MED 1	16:52:20	16:58:20	0:06:00		
2253830	2/17/2019	Allegan - Allegan City	MED 1	7:15:53	7:18:07	0:02:14		
2254524	2/18/2019	Allegan - Allegan City	MED 1	4:15:52	4:21:45	0:05:53		
2257073	2/20/2019	Allegan - Allegan City	MED 1	22:18:44	22:21:55	0:03:11		
2257600	2/21/2019	Allegan - Allegan City	MED 1	15:10:47	15:13:32	0:02:45		
2259969	2/24/2019	Allegan - Allegan City	MED 1	5:57:52	6:01:05	0:03:13		
2261766	2/26/2019	Allegan - Allegan City	MED 1	11:20:02	11:22:05	0:02:03		
2263197	2/28/2019	Allegan - Allegan City	MED 1	9:58:33	10:03:23	0:04:50		
2263446	2/28/2019	Allegan - Allegan City	MED 1	13:28:11	13:28:55	0:00:44		
2263705	2/28/2019	Allegan - Allegan City	MED 1	19:22:24	19:25:22	0:02:58		
2267779	3/5/2019	Allegan - Allegan City	MED 1	19:23:57	19:27:14	0:03:17		
2268111	3/6/2019	Allegan - Allegan City	MED 1	10:31:10	10:31:36	0:00:26		
2268281	3/6/2019	Allegan - Allegan City	MED 1	13:42:26	13:43:13	0:00:47		
2268669	3/7/2019	Allegan - Allegan City	MED 1	8:59:34	9:00:30	0:00:56		
2269741	3/8/2019	Allegan - Allegan City	MED 1	11:01:31	11:11:04	0:09:33		
2270662	3/9/2019	Allegan - Allegan City	MED 1	12:22:55	12:26:45	0:03:50		
2271383	3/10/2019	Allegan - Allegan City	MED 1	14:58:46	15:01:15	0:02:29		
2271424	3/10/2019	Allegan - Allegan City	MED 1	17:18:44	17:22:14	0:03:30		
2271964	3/11/2019	Allegan - Allegan City	MED 1	10:54:14	10:58:46	0:04:32		
2272290	3/11/2019	Allegan - Allegan City	MED 1	14:48:33	14:49:06	0:00:33		
2272336	3/11/2019	Allegan - Allegan City	MED 1	15:38:51	15:42:32	0:03:41		
2272868	3/12/2019	Allegan - Allegan City	MED 1	0:08:37	0:13:30	0:04:53		
2272994	3/12/2019	Allegan - Allegan City	MED 1	9:04:07	9:07:05	0:02:58		
2273259	3/12/2019	Allegan - Allegan City	MED 1	13:40:33		TOT		

Reporting Period January 1 - March 31, 2019

2263229	2/28/2019	Allegan - Valley	MED 1	10:35:02	10:38:31	0:03:29	
2277137	3/17/2019	Allegan - Valley	MED 1	18:51:23	19:01:57	0:10:34	
2284213	3/26/2019	Allegan - Valley	MED 1	7:42:45	7:57:26	0:14:41	
2285500	3/28/2019	Allegan - Valley	MED 1	0:16:58	0:18:43	0:01:45	
Run#	Date	Dispatch Zone	Response Priority	Dispatch	At Scene	Response	
2214090	1/4/2019	Allegan - Valley	MED 2	20:25:09	20:38:42	0:13:33	
2263075	2/28/2019	Allegan - Valley	MED 2	1:40:29	2:02:25	0:21:56	
2269015	3/7/2019	Allegan - Valley	MED 2	14:16:24	14:26:56	0:10:32	
Run#	Date	Dispatch Zone	Response Priority	Dispatch	At Scene	Response	
2214520	1/5/2019	Allegan - Valley	MED 3	10:22:08	10:32:14	0:10:06	
2226603	1/17/2019	Allegan - Valley	MED 3	20:18:33	20:18:44	0:00:11	
2274271	3/13/2019	Allegan - Valley	MED 3	21:41:04	21:49:32	0:08:28	
2283684	3/25/2019	Allegan - Valley	MED 3	15:31:17	15:46:46	0:15:29	
Run#	Date	Dispatch Zone	Response Priority	Dispatch	Completed	TMT	
2232064	1/23/2019	Allegan - Allegan City	Fire Standby	20:20:44	20:30:39	0:09:55	
2234905	1/27/2019	Allegan - Allegan City	Fire Standby	13:52:34	14:05:53	0:13:19	
2238642	1/31/2019	Allegan - Allegan City	Fire Standby	18:37:59	18:53:27	0:15:28	
2254170	2/17/2019	Allegan - Allegan City	Fire Standby	20:03:42	20:14:36	0:10:54	
2256221	2/19/2019	Allegan - Allegan City	Fire Standby	16:35:13	18:27:52	1:52:39	
2261131	2/25/2019	Allegan - Allegan City	Fire Standby	16:05:14	19:11:10	3:05:56	
2267786	3/5/2019	Allegan - Allegan City	Fire Standby	19:34:12	19:51:26	0:17:14	
2280369	3/21/2019	Allegan - Allegan City	Fire Standby	15:02:45	15:28:38	0:25:53	
2239608	2/1/2019	Allegan - Allegan Twp	Fire Standby	16:12:22	16:50:48	0:38:26	
2260041	2/24/2019	Allegan - Allegan Twp	Fire Standby	10:14:55	10:35:58	0:21:03	
2273966	3/13/2019	Allegan - Trowbridge	Fire Standby	13:28:33	16:17:38	2:49:05	
2287654	3/30/2019	Allegan - Valley	Fire Standby	7:02:22	9:53:41	2:51:19	
						13:11:11	