



**Allegan Response Area
Community Board Update**

Agenda 10/18/2017

08:00-09:00

1. Call to order
2. Review / approval of minutes from 7/19/2017
3. Allegan Response Area report – July 1, 2017 – September 30, 2017
 - a. Operations Overview – John Pinkster
 - b. Response Time and Mutual Aid Statistics – John Pinkster
 - c. Financial Performance Summary – John Pinkster
 - d. General Operations Discussion
4. Other Business
 - a. Update on 800Mhz county wide radio system update.
 - b. Update on VanBuren County coverage area.
 - c. Room reservations for 2018.
 - d. Open forum / comments
5. Next Meeting Date: **Wednesday January 17, 2017 (08:00) AGH Michigan Room**
6. Adjourn



**Allegan Response Area Community Board Update Minutes
July 19, 2017**

Present: Steve Schultz (Allegan Twsp), Jerry Barbini (AGH), Rick Harning (AGH), Dee Hoffman (AGH), Rick Hoyer (Allegan PD), Marv Voss (Cheshire Twsp), Steve Revor (Cheshire Twsp), Ron Remington (Valley Twsp), John Pinkster (Life EMS), Kraig Dodge (Life EMS).

1. Meeting was called to order by John Pinkster at 08:05. John welcomed everyone and introductions were made.
2. Motion to approve 2nd quarter 2017 minutes by Steve, support Ron. Approved.
3. John reviewed the 2nd quarter 2017 operations summary report – read through the report, with comments.
 - a. John reviewed community events Boomer Bash and Career Day. Also highlighted Camp 911 on July 20 in Allegan.
 - b. Compliment on FB re: recent chainsaw injury call, followed by discussion of advantage of tourniquets.
 - c. Question about B93 Birthday Bash and affect on our operation. Discussion and comment.
 - d. Destination report, John commented on. Concern raised by Jerry about decrease in % going to AGH. Jerry suggested a separate meeting is in order and will follow up with John.
4. Kraig provided the financial report. Brief discussion. John mentioned 2% increase is planned for Nov. 1. No resistance. Kraig mentioned paramedic pay as big need and reason this needs to happen.
5. Other business:
 - a. John discussed MIPEERS research project.
 - b. John gave 800 MHz radio update. Chief Hoyer emphasized importance of interoperability for command purposes.
 - c. John provided an update on VanBuren County changes – Gobles / Bloomingdale.
6. Open forum – Steve complimented Life EMS on doing a good job. He stated they are glad we got together and that the area has Life EMS as a provider.
7. Meeting adjourned at 08:42

Next meeting Oct. 18, 2017 0800 AGH Michigan Room

Allegan Response Area Agreement



Third Quarter Operations Summary July, August, September 2017

Life EMS is committed to excellence in the communities we serve. We believe the information contained in this report is indicative of our continual pursuit of excellence and quality as a provider of emergency medical services.

This report reflects Life EMS responses for the five municipalities covered by the Allegan Response Area Agreement for the months of July, August and September 2017. In addition it provides a brief comparison between the 2016 and 2017 data sets to highlight annual changes and trends.

In the third quarter of 2017 Life EMS Ambulance responded to 473 pre-hospital requests for service in the five municipalities covered by this agreement. This resulted in 385 total transports. Our aggregate on time performance for priority one life threatening emergencies was 99% with an average response time of 4 minutes and 52 seconds. By way of comparison, our 2016 third quarter responses totaled 401 requests resulting in 310 transports with a priority one on time performance of 99%.

We provided 161 inter-facility transports from Allegan General Hospital and 110 wheelchair van trips throughout the community. This compares to 173 inter-facility ambulance and 105 wheelchair transports in the third quarter of 2016. Inter-facility ambulance volume has decreased slightly while wheelchair volume has seen a marginal increase in comparison to the previous year.

Life EMS responded to 40 mutual aid requests in the third quarter of 2017 resulting in 35 transports. We requested mutual aid 5 times. In comparison, during the third quarter of 2016 we received 39 mutual aid requests (resulting in 36 transports) and requested aid once.

This quarter we were requested 221 times to sit post as coverage for other EMS agencies. This resulted in 134.43 hours in which we adjusted our staging to assist other communities. This is a decrease from 151.15 hours in the third quarter of 2016. Life EMS continues to carefully evaluate the staging of our ambulances to ensure that adequate coverage remains for our communities during these request times.

There were 14 incidents in which Life EMS Ambulance provided medical coverage to area fire departments resulting in nearly 7 hours of high quality advanced life support coverage to rescue workers at no additional cost to our communities.

Life EMS has always valued community integration and continues to demonstrate this on a regular basis. During the third quarter of 2017 Life EMS participated in a total of 36 community-related activities including the July 13th dive team training, August 3rd Allegan General Hospital hazmat / trauma influx drill and the following highlights.

First and new to Life EMS this year was the Allegan Healthcare Group Youth Summer Safety Series! This multifaceted educational series was coordinated by the Allegan General Hospital

Foundation and hosted at Allegan General Hospital with a theme entitled “Get to Know Us Before You Need Us”. The week-long series focused on helping children ages 14-17 learn safety and life skills in participation with community partners such as Allegan County Central Dispatch Authority, Allegan County Emergency Management, Allegan County Sheriff’s Department, American Red Cross and Allegan General Hospital.




August 22nd, 2017 was the opportunity for Life EMS paramedic CJ Hess and EMT Noah Olweean to engage with the fun loving group of kids. CJ and Noah covered facts about the EMS profession, explained what to do in the case of an emergency, provided tips on how to stay calm and collected in emergency situations, and provided a tour of both the ambulance and the equipment used in the EMS profession. The interactive session was well received and the participants all successfully graduated from the series with what Allegan General Hospital Foundation Director Jennifer Garcia, described as “a profound sense of confidence and knowledge of how to keep themselves and their communities safe”.

The second highlight of the quarter is an existing mainstay of community participation, Camp 911 program. Camp 911 is an educational series offered FREE of charge by Life EMS Ambulance in the communities we serve and teaches children ages 9-11 the importance of emergency preparedness. This year’s camp took place on July 20th at the Allegan high school and hosted 30 children who were exposed to topics including but not limited to Water, Fire and Gun Safety, CPR/First Aid, Drug Awareness, and Self-Defense. In addition the group experienced a field trip to Allegan County Central Dispatch where they learned about “Accessing 911” first-hand. Lunch was generously provided by Pizza Hut. Life EMS would like to thank the continued support of our Camp 911 partners which for 2017 included the Allegan Fire District, Allegan County Central Dispatch, Allegan Public Schools, Allegan County Sheriff’s Department, Michigan State Police, and the United States Coast Guard Auxiliary.

The final highlight of the third quarter of 2017 is Boomer Bash. Boomer Bash is a FREE event for older adults in which a variety of educational workshops, health screenings and community / healthcare resources are offered. Participants are provided a continental breakfast and lunch. This is the second consecutive year Kimberly Middleton, Community Relations Coordinator at Life EMS Ambulance, has served as chairperson for this event which was held at the First Baptist Church on Thursday, June 1st and hosted approximately 350 older adults. As one of the Sponsors, Life EMS Ambulance is committed to supporting health, wellness and independence for older adults in Allegan County.

As this report demonstrates, Life EMS has an unwavering commitment to provide the best pre-hospital advanced life support to the communities we are entrusted with. We continue to improve, learn, and grow. We look forward to the continued partnerships of the Allegan group and consider it a privilege to serve a community of which we are an integral part. Our compassion for people, skill to deliver timely care, and drive to succeed is at the heart of what we do every day at Life EMS. Thank you for allowing us to demonstrate this to you the communities we partner with.

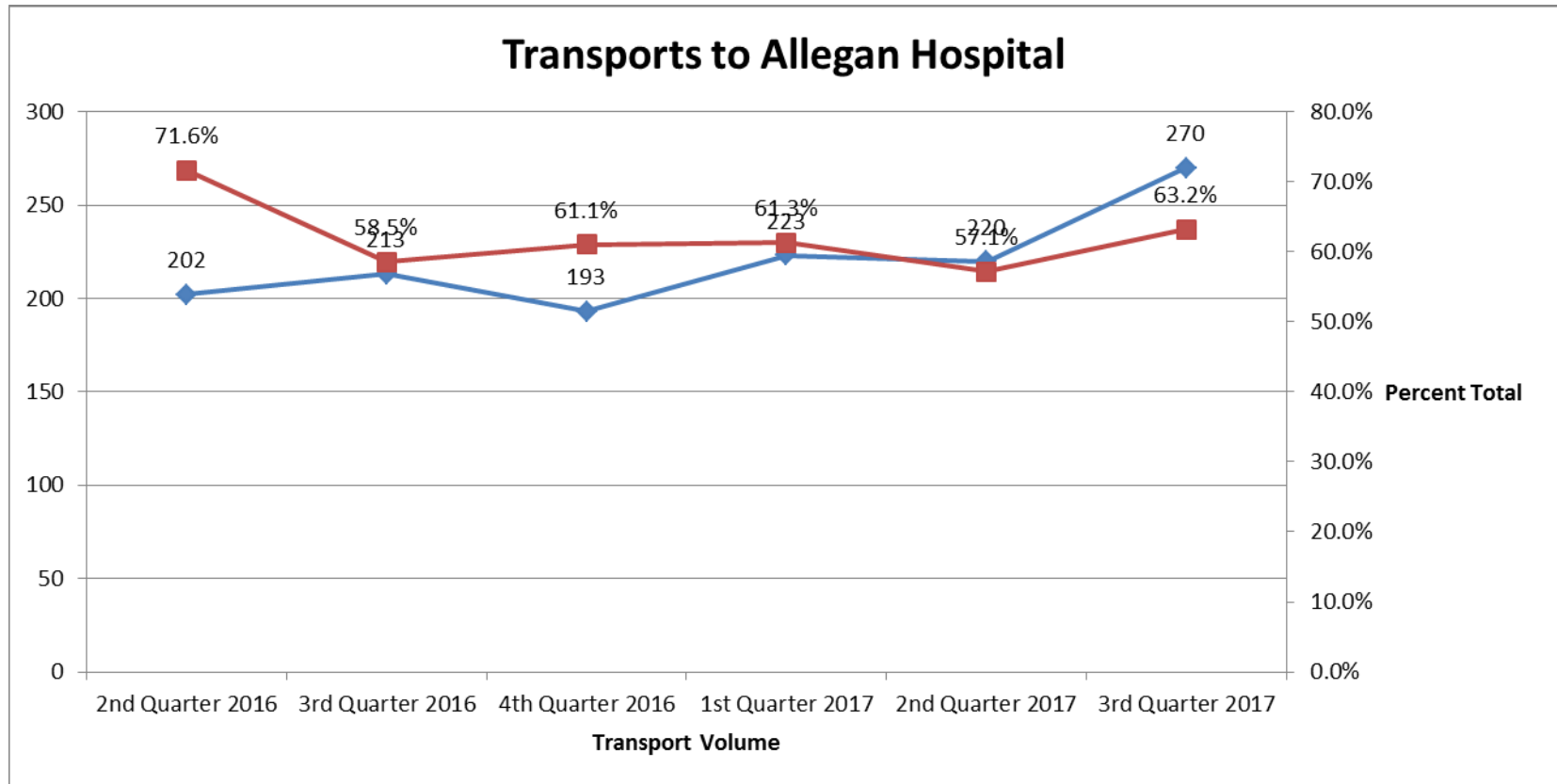
Allegan Healthcare Group Youth Summer Safety Series



**Allegan County
Destination Facilities
July 1, 2016 through September 30, 2017**

Drop Off Facility	2nd Quarter 2016	% Total 2nd Quarter 2016	3rd Quarter 2016	% Total 3rd Quarter 2016	4th Quarter 2016	% Total 4th Quarter 2016	1st Quarter 2017	% Total 1st Quarter 2017	2nd Quarter 2017	% Total 2nd Quarter 2017	3rd Quarter 2017	% Total 3rd Quarter 2017
ALLEGAN GENERAL HOSP	202	71.6%	213	58.5%	193	61.1%	223	61.3%	220	57.1%	270	63.2%
BORGESS - PIPP HOSPITAL	0	0.0%	8	2.2%	8	2.5%	6	1.6%	6	1.6%	9	2.1%
BORGESS MEDICAL CENTER	20	7.0%	36	9.9%	28	8.9%	41	11.3%	42	10.9%	35	8.2%
BRONSON LAKEVIEW-PAW PAW	2	0.7%	2	0.6%	0	0.0%	2	0.5%	1	0.3%	0	0.0%
BRONSON METHODIST HOSPITAL	29	10.3%	48	13.2%	41	13.0%	46	12.6%	61	15.8%	62	14.5%
Bronson South Haven	0	0.0%	2	0.6%	0	0.0%	0	0.0%	1	0.3%	0	0.0%
HOLLAND COMMUNITY HOSP	14	5.0%	25	6.9%	23	7.3%	21	5.8%	26	6.8%	22	5.2%
METRO HEALTH HOSPITAL	4	1.4%	11	3.0%	7	2.2%	10	2.7%	9	2.3%	3	0.7%
SAINT MARY'S HEALTH CARE	1	0.4%	2	0.6%	3	0.9%	2	0.5%	0	0.0%	2	0.5%
SPECTRUM BLODGETT HOSPITAL	2	0.7%	3	0.8%	1	0.3%	0	0.0%	1	0.3%	4	0.9%
SPECTRUM BUTTERWORTH HOSPITAL	3	1.1%	6	1.6%	6	1.9%	7	1.9%	12	3.1%	7	1.6%
Spectrum Health Pennock	0	0.0%	0	0.0%	0	0.0%	0	0.0%	0	0.0%	1	0.2%
Spectrum Helen Devos Children's Hospital	2	0.7%	4	1.1%	4	1.3%	4	1.1%	3	0.8%	3	0.7%
ZEELAND COMMUNITY HOSP	3	1.1%	4	1.1%	2	0.6%	2	0.5%	3	0.8%	9	2.1%
Grand Total	282	100.0%	364	100.0%	316	100.0%	364	100.0%	385	100.0%	427	100.0%

**Life EMS Ambulance
 Transports to Allegan Hospital
 April 1, 2016 to September 30, 2017**



Reporting Period July 1 - September 30, 2017

Total ambulance requests (all priorities all areas)	760	T o t a l	<table border="1"> <caption>Total Ambulance Requests and Transports by Hour of Day</caption> <thead> <tr> <th>Hour of Day</th> <th>Requests</th> <th>Transports</th> </tr> </thead> <tbody> <tr><td>00:00 - 00:59</td><td>18</td><td>18</td></tr> <tr><td>01:00 - 01:59</td><td>12</td><td>12</td></tr> <tr><td>02:00 - 02:59</td><td>15</td><td>15</td></tr> <tr><td>03:00 - 03:59</td><td>10</td><td>10</td></tr> <tr><td>04:00 - 04:59</td><td>8</td><td>8</td></tr> <tr><td>05:00 - 05:59</td><td>12</td><td>12</td></tr> <tr><td>06:00 - 06:59</td><td>14</td><td>14</td></tr> <tr><td>07:00 - 07:59</td><td>18</td><td>18</td></tr> <tr><td>08:00 - 08:59</td><td>20</td><td>20</td></tr> <tr><td>09:00 - 09:59</td><td>42</td><td>38</td></tr> <tr><td>10:00 - 10:59</td><td>38</td><td>38</td></tr> <tr><td>11:00 - 11:59</td><td>52</td><td>42</td></tr> <tr><td>12:00 - 12:59</td><td>58</td><td>52</td></tr> <tr><td>13:00 - 13:59</td><td>52</td><td>52</td></tr> <tr><td>14:00 - 14:59</td><td>55</td><td>55</td></tr> <tr><td>15:00 - 15:59</td><td>75</td><td>68</td></tr> <tr><td>16:00 - 16:59</td><td>52</td><td>48</td></tr> <tr><td>17:00 - 17:59</td><td>48</td><td>45</td></tr> <tr><td>18:00 - 18:59</td><td>58</td><td>55</td></tr> <tr><td>19:00 - 19:59</td><td>55</td><td>50</td></tr> <tr><td>20:00 - 20:59</td><td>32</td><td>32</td></tr> <tr><td>21:00 - 21:59</td><td>28</td><td>25</td></tr> <tr><td>22:00 - 22:59</td><td>28</td><td>28</td></tr> <tr><td>23:00 - 23:59</td><td>18</td><td>15</td></tr> </tbody> </table>	Hour of Day	Requests	Transports	00:00 - 00:59	18	18	01:00 - 01:59	12	12	02:00 - 02:59	15	15	03:00 - 03:59	10	10	04:00 - 04:59	8	8	05:00 - 05:59	12	12	06:00 - 06:59	14	14	07:00 - 07:59	18	18	08:00 - 08:59	20	20	09:00 - 09:59	42	38	10:00 - 10:59	38	38	11:00 - 11:59	52	42	12:00 - 12:59	58	52	13:00 - 13:59	52	52	14:00 - 14:59	55	55	15:00 - 15:59	75	68	16:00 - 16:59	52	48	17:00 - 17:59	48	45	18:00 - 18:59	58	55	19:00 - 19:59	55	50	20:00 - 20:59	32	32	21:00 - 21:59	28	25	22:00 - 22:59	28	28	23:00 - 23:59	18	15
Hour of Day	Requests			Transports																																																																										
00:00 - 00:59	18	18																																																																												
01:00 - 01:59	12	12																																																																												
02:00 - 02:59	15	15																																																																												
03:00 - 03:59	10	10																																																																												
04:00 - 04:59	8	8																																																																												
05:00 - 05:59	12	12																																																																												
06:00 - 06:59	14	14																																																																												
07:00 - 07:59	18	18																																																																												
08:00 - 08:59	20	20																																																																												
09:00 - 09:59	42	38																																																																												
10:00 - 10:59	38	38																																																																												
11:00 - 11:59	52	42																																																																												
12:00 - 12:59	58	52																																																																												
13:00 - 13:59	52	52																																																																												
14:00 - 14:59	55	55																																																																												
15:00 - 15:59	75	68																																																																												
16:00 - 16:59	52	48																																																																												
17:00 - 17:59	48	45																																																																												
18:00 - 18:59	58	55																																																																												
19:00 - 19:59	55	50																																																																												
20:00 - 20:59	32	32																																																																												
21:00 - 21:59	28	25																																																																												
22:00 - 22:59	28	28																																																																												
23:00 - 23:59	18	15																																																																												
Total ambulance transports (all priorities all areas)	673																																																																													
Total ambulance requests in Life EMS area only (all priorities)	666	T o t a l	<table border="1"> <caption>Ambulance Requests and Transports in Life EMS Area Only by Hour of Day</caption> <thead> <tr> <th>Hour of Day</th> <th>Requests</th> <th>Transports</th> </tr> </thead> <tbody> <tr><td>00:00 - 00:59</td><td>18</td><td>18</td></tr> <tr><td>01:00 - 01:59</td><td>12</td><td>12</td></tr> <tr><td>02:00 - 02:59</td><td>15</td><td>15</td></tr> <tr><td>03:00 - 03:59</td><td>10</td><td>10</td></tr> <tr><td>04:00 - 04:59</td><td>8</td><td>8</td></tr> <tr><td>05:00 - 05:59</td><td>12</td><td>12</td></tr> <tr><td>06:00 - 06:59</td><td>14</td><td>14</td></tr> <tr><td>07:00 - 07:59</td><td>18</td><td>18</td></tr> <tr><td>08:00 - 08:59</td><td>18</td><td>18</td></tr> <tr><td>09:00 - 09:59</td><td>38</td><td>38</td></tr> <tr><td>10:00 - 10:59</td><td>32</td><td>32</td></tr> <tr><td>11:00 - 11:59</td><td>42</td><td>42</td></tr> <tr><td>12:00 - 12:59</td><td>52</td><td>52</td></tr> <tr><td>13:00 - 13:59</td><td>52</td><td>52</td></tr> <tr><td>14:00 - 14:59</td><td>55</td><td>55</td></tr> <tr><td>15:00 - 15:59</td><td>68</td><td>68</td></tr> <tr><td>16:00 - 16:59</td><td>48</td><td>48</td></tr> <tr><td>17:00 - 17:59</td><td>45</td><td>45</td></tr> <tr><td>18:00 - 18:59</td><td>55</td><td>55</td></tr> <tr><td>19:00 - 19:59</td><td>50</td><td>50</td></tr> <tr><td>20:00 - 20:59</td><td>32</td><td>32</td></tr> <tr><td>21:00 - 21:59</td><td>25</td><td>25</td></tr> <tr><td>22:00 - 22:59</td><td>28</td><td>28</td></tr> <tr><td>23:00 - 23:59</td><td>15</td><td>15</td></tr> </tbody> </table>	Hour of Day	Requests	Transports	00:00 - 00:59	18	18	01:00 - 01:59	12	12	02:00 - 02:59	15	15	03:00 - 03:59	10	10	04:00 - 04:59	8	8	05:00 - 05:59	12	12	06:00 - 06:59	14	14	07:00 - 07:59	18	18	08:00 - 08:59	18	18	09:00 - 09:59	38	38	10:00 - 10:59	32	32	11:00 - 11:59	42	42	12:00 - 12:59	52	52	13:00 - 13:59	52	52	14:00 - 14:59	55	55	15:00 - 15:59	68	68	16:00 - 16:59	48	48	17:00 - 17:59	45	45	18:00 - 18:59	55	55	19:00 - 19:59	50	50	20:00 - 20:59	32	32	21:00 - 21:59	25	25	22:00 - 22:59	28	28	23:00 - 23:59	15	15
Hour of Day	Requests			Transports																																																																										
00:00 - 00:59	18	18																																																																												
01:00 - 01:59	12	12																																																																												
02:00 - 02:59	15	15																																																																												
03:00 - 03:59	10	10																																																																												
04:00 - 04:59	8	8																																																																												
05:00 - 05:59	12	12																																																																												
06:00 - 06:59	14	14																																																																												
07:00 - 07:59	18	18																																																																												
08:00 - 08:59	18	18																																																																												
09:00 - 09:59	38	38																																																																												
10:00 - 10:59	32	32																																																																												
11:00 - 11:59	42	42																																																																												
12:00 - 12:59	52	52																																																																												
13:00 - 13:59	52	52																																																																												
14:00 - 14:59	55	55																																																																												
15:00 - 15:59	68	68																																																																												
16:00 - 16:59	48	48																																																																												
17:00 - 17:59	45	45																																																																												
18:00 - 18:59	55	55																																																																												
19:00 - 19:59	50	50																																																																												
20:00 - 20:59	32	32																																																																												
21:00 - 21:59	25	25																																																																												
22:00 - 22:59	28	28																																																																												
23:00 - 23:59	15	15																																																																												
Total ambulance transports in Life EMS area only (all priorities)	586																																																																													

Reporting Period July 1 - September 30, 2017

	All Life EMS Area	Allegan City	Allegan Township	Cheshire	Trowbridge	Valley		
Priority 1 2 3 requests by each municipality (does not include hospital calls)	473	219	148	40	42	24		
Priority 1 2 3 transports by each municipality (does not include hospital calls)	385	171	124	37	34	19		
Priority 1 2 3 treatment on scene / no transport (does not include hospital calls)	22	15	4	1	2	0		
Cancelled after dispatched (not included in above numbers)	14	10	2	0	1	1		
	All Life EMS Area	Allegan City	Allegan Township	Cheshire	Trowbridge	Valley		
Priority 1 Response time % 15 min or less	99%	100%	98%	100%	100%	100%		
Average response time for each of the above	4:52	3:37	5:03	7:26	5:51	8:27		
Median response time for each of the above	4:11	3:12	3:44	7:51	5:54	8:23		
Transports from Allegan hospital	161							
Transfers from other facilities	56							
	All Life EMS Area	Allegan City	Allegan Township	Cheshire	Trowbridge	Valley		
Total mobility in the Life EMS service area	110	60	49	0	1	0		
Standbys (all of Allegan County)	Police Only	Fire Only	Total	Total Hours				
	0	14	14	6.7 hrs				

Reporting Period July 1 - September 30, 2017

Calls outside the Life EMS service area (mutual aid responses)	40							
Transports outside the Life EMS service area (mutual aid transports)	35							
Mutual aid responses by Life EMS to each municipality outside the primary service area	P1, 2, 3 Calls							
	Dispatch Zone	Requests	Complete					
	Allegan - Casco	0	0					
	Allegan - Clyde	2	2					
	Allegan - Dorr	1	1					
	Allegan - Fillmore	1	1					
	Allegan - Ganges	0	0					
	Allegan - Gun Plain	6	5					
	Allegan - Heath	2	2					
	Allegan - Hopkins	0	0					
	Allegan - Laketon	0	0					
	Allegan - Lee	2	1					
	Allegan - Leighton	0	0					
	Allegan - Manlius	1	1					
	Allegan - Martin	0	0					
	Allegan - Monterey	1	1					
	Allegan - Otsego City	10	10					
	Allegan - Otsego Twp	6	4					
	Allegan - Overisel	1	1					
	Allegan - Plainwell	3	3					
	Allegan - Salem	0	0					
	Allegan - Saugatuck	1	1					
	Allegan - Watson	1	1					
	Allegan - Wayland City	1	0					
	Allegan - Wayland Twp	1	1					
	TOTAL	40	35					

Reporting Period July 1 - September 30, 2017

	TOTAL	TOTAL by Responding Agency					
Mutual aid requests into the Life EMS service area	5 Total, 5-Plainwell						
	TOTAL Moves	Area Covered			TOTAL TIME		
Signal point moves to cover other Allegan County Service areas	221	Plainwell - 141 moves, 105.88 hrs Fennville - 73 moves, 70.50 hrs Wayland - 15 moves, 9.15 hrs			134.43 HRS		

Reporting Period July 1 - September 30, 2017

Full listing of P 1,2,3 and fire/police standby calls by municipality with date, tag# , zone, and response time.						
Run#	Date	Dispatch Zone	Response Priority	Dispatch	At Scene	Response
85872	7/1/17	Allegan - Allegan City	Priority 1	05:56:10	05:56:17	0:00.07
130782	9/30/17	Allegan - Allegan City	Priority 1	19:06:38	19:06:45	0:00.07
119206	9/7/17	Allegan - Allegan City	Priority 1	14:59:45	14:59:54	0:00.09
130731	9/30/17	Allegan - Allegan City	Priority 1	16:29:21	16:29:54	0:00.33
127626	9/24/17	Allegan - Allegan City	Priority 1	17:35:45	17:36:21	0:00.36
122135	9/13/17	Allegan - Allegan City	Priority 1	19:04:10	19:05:01	0:00.51
113070	8/25/17	Allegan - Allegan City	Priority 1	15:47:47	15:48:49	0:01.02
86674	7/3/17	Allegan - Allegan City	Priority 1	11:44:25	11:45:34	0:01.09
113547	8/26/17	Allegan - Allegan City	Priority 1	20:20:00	20:21:12	0:01.12
125434	9/20/17	Allegan - Allegan City	Priority 1	10:33:32	10:34:57	0:01.25
104815	8/8/17	Allegan - Allegan City	Priority 1	19:23:54	19:25:20	0:01.26
100166	7/30/17	Allegan - Allegan City	Priority 1	09:33:29	09:35:00	0:01.31
89356	7/8/17	Allegan - Allegan City	Priority 1	12:12:59	12:14:31	0:01.32
121023	9/11/17	Allegan - Allegan City	Priority 1	17:37:51	17:39:23	0:01.32
106412	8/11/17	Allegan - Allegan City	Priority 1	16:33:28	16:35:02	0:01.34
109524	8/18/17	Allegan - Allegan City	Priority 1	12:03:34	12:05:14	0:01.40
128109	9/25/17	Allegan - Allegan City	Priority 1	16:00:29	16:02:23	0:01.54
106634	8/12/17	Allegan - Allegan City	Priority 1	09:15:47	09:17:43	0:01.56
92147	7/13/17	Allegan - Allegan City	Priority 1	20:40:09	20:42:11	0:02.02
97379	7/24/17	Allegan - Allegan City	Priority 1	22:06:34	22:08:40	0:02.06
89888	7/10/17	Allegan - Allegan City	Priority 1	07:34:03	07:36:10	0:02.07
106776	8/12/17	Allegan - Allegan City	Priority 1	15:55:49	15:57:58	0:02.09
88434	7/6/17	Allegan - Allegan City	Priority 1	16:25:42	16:27:52	0:02.10
98098	7/26/17	Allegan - Allegan City	Priority 1	09:04:37	09:06:48	0:02.11
99362	7/28/17	Allegan - Allegan City	Priority 1	10:52:06	10:54:19	0:02.13
94813	7/19/17	Allegan - Allegan City	Priority 1	13:12:36	13:14:50	0:02.14
123031	9/15/17	Allegan - Allegan City	Priority 1	12:30:31	12:32:46	0:02.15
105940	8/10/17	Allegan - Allegan City	Priority 1	19:02:03	19:04:20	0:02.17
123334	9/15/17	Allegan - Allegan City	Priority 1	22:39:08	22:41:25	0:02.17
98589	7/27/17	Allegan - Allegan City	Priority 1	06:24:52	06:27:12	0:02.20
100114	7/30/17	Allegan - Allegan City	Priority 1	02:16:47	02:19:12	0:02.25
105292	8/9/17	Allegan - Allegan City	Priority 1	16:39:42	16:42:14	0:02.32
98342	7/26/17	Allegan - Allegan City	Priority 1	14:37:51	14:40:24	0:02.33
130679	9/30/17	Allegan - Allegan City	Priority 1	14:25:24	14:27:57	0:02.33
96620	7/23/17	Allegan - Allegan City	Priority 1	02:50:07	02:52:42	0:02.35
107462	8/14/17	Allegan - Allegan City	Priority 1	13:07:22	13:09:57	0:02.35
111986	8/23/17	Allegan - Allegan City	Priority 1	15:52:28	15:55:06	0:02.38
127128	9/23/17	Allegan - Allegan City	Priority 1	09:49:40	09:52:24	0:02.44
89039	7/7/17	Allegan - Allegan City	Priority 1	15:54:27	15:57:13	0:02.46
119155	9/7/17	Allegan - Allegan City	Priority 1	13:42:18	13:45:05	0:02.47
110407	8/20/17	Allegan - Allegan City	Priority 1	19:47:51	19:50:46	0:02.55
123927	9/17/17	Allegan - Allegan City	Priority 1	16:30:15	16:33:12	0:02.57
114304	8/28/17	Allegan - Allegan City	Priority 1	17:55:15	17:58:13	0:02.58
116809	9/2/17	Allegan - Allegan City	Priority 1	07:25:17	07:28:15	0:02.58
128647	9/26/17	Allegan - Allegan City	Priority 1	15:01:12	15:04:10	0:02.58
96068	7/21/17	Allegan - Allegan City	Priority 1	16:43:10	16:46:08	0:02.58
126378	9/21/17	Allegan - Allegan City	Priority 1	19:25:42	19:28:42	0:03.00
118514	9/6/17	Allegan - Allegan City	Priority 1	12:20:21	12:23:23	0:03.02
107637	8/14/17	Allegan - Allegan City	Priority 1	19:25:26	19:28:35	0:03.09
120579	9/10/17	Allegan - Allegan City	Priority 1	23:36:39	23:39:48	0:03.09
126824	9/22/17	Allegan - Allegan City	Priority 1	15:11:24	15:14:34	0:03.10
128008	9/25/17	Allegan - Allegan City	Priority 1	13:29:02	13:32:14	0:03.12

Reporting Period July 1 - September 30, 2017

117490	9/4/17	Allegan - Allegan City	Priority 3	12:35:02	12:38:12	0:03.10		
93260	7/16/17	Allegan - Allegan City	Priority 3	13:32:46	13:36:36	0:03.50		
125486	9/20/17	Allegan - Allegan City	Priority 3	11:41:19	11:45:13	0:03.54		
122756	9/14/17	Allegan - Allegan City	Priority 3	22:22:08	22:26:24	0:04.16		
108217	8/15/17	Allegan - Allegan City	Priority 3	23:08:09	23:12:28	0:04.19		
112060	8/23/17	Allegan - Allegan City	Priority 3	20:36:47	20:41:32	0:04.45		
105515	8/10/17	Allegan - Allegan City	Priority 3	08:09:59	08:15:20	0:05.21		
102896	8/4/17	Allegan - Allegan City	Priority 3	13:12:59	13:18:30	0:05.31		
127461	9/24/17	Allegan - Allegan City	Priority 3	04:17:33	04:26:16	0:08.43		
113143	8/25/17	Allegan - Allegan City	Priority 3	18:36:28	18:47:14	0:10.46		
129382	9/27/17	Allegan - Allegan City	Priority 3	23:13:30	23:13:37	0:00.07		
124436	9/18/17	Allegan - Allegan City	Priority 3	15:40:20	15:40:33	0:00.13		
104343	8/8/17	Allegan - Allegan City	Priority 3	01:31:24	01:31:43	0:00.19		
97943	7/25/17	Allegan - Allegan City	Priority 3	21:32:03	21:32:31	0:00.28		
118377	9/6/17	Allegan - Allegan City	Priority 3	09:17:26	09:18:27	0:01.01		
109649	8/18/17	Allegan - Allegan City	Priority 3	14:58:50	15:01:00	0:02.10		
118809	9/6/17	Allegan - Allegan City	Priority 3	22:50:08	22:52:19	0:02.11		
102562	8/3/17	Allegan - Allegan City	Priority 3	18:46:28	18:48:44	0:02.16		
87014	7/4/17	Allegan - Allegan City	Priority 3	02:09:36	02:11:56	0:02.20		
103768	8/6/17	Allegan - Allegan City	Priority 3	18:36:15	18:38:53	0:02.38		
129419	9/28/17	Allegan - Allegan City	Priority 3	04:02:53	04:05:33	0:02.40		
97311	7/24/17	Allegan - Allegan City	Priority 3	17:37:43	17:40:35	0:02.52		
119337	9/7/17	Allegan - Allegan City	Priority 3	19:57:13	20:00:25	0:03.12		
117283	9/3/17	Allegan - Allegan City	Priority 3	18:02:34	18:06:00	0:03.26		
99796	7/29/17	Allegan - Allegan City	Priority 3	08:40:28	08:44:49	0:04.21		
100302	7/30/17	Allegan - Allegan City	Priority 3	19:29:34	19:33:58	0:04.24		
89357	7/8/17	Allegan - Allegan City	Priority 3	12:18:55	12:23:23	0:04.28		
115127	8/30/17	Allegan - Allegan City	Priority 3	10:25:47	10:30:36	0:04.49		
87592	7/5/17	Allegan - Allegan City	Priority 3	12:09:11	12:14:08	0:04.57		
90953	7/11/17	Allegan - Allegan City	Priority 3	19:40:10	19:45:09	0:04.59		
97683	7/25/17	Allegan - Allegan City	Priority 3	12:36:42	12:41:55	0:05.13		
127144	9/23/17	Allegan - Allegan City	Priority 3	10:21:28	10:26:53	0:05.25		
125336	9/20/17	Allegan - Allegan City	Priority 3	08:26:12	08:31:40	0:05.28		
91309	7/12/17	Allegan - Allegan City	Priority 3	13:00:12	13:05:54	0:05.42		
86639	7/3/17	Allegan - Allegan City	Priority 3	10:39:37	10:45:38	0:06.01		
96158	7/21/17	Allegan - Allegan City	Priority 3	20:02:22	20:08:35	0:06.13		
110318	8/20/17	Allegan - Allegan City	Priority 3	14:28:37	14:34:56	0:06.19		
120364	9/10/17	Allegan - Allegan City	Priority 3	05:15:22	05:22:00	0:06.38		
97865	7/25/17	Allegan - Allegan City	Priority 3	16:45:05	16:52:13	0:07.08		
106914	8/13/17	Allegan - Allegan City	Priority 3	00:32:54	00:40:18	0:07.24		
94891	7/19/17	Allegan - Allegan City	Priority 3	15:27:12	15:36:22	0:09.10		
96116	7/21/17	Allegan - Allegan City	Priority 3	18:03:38	18:18:53	0:15.15		
128986	9/27/17	Allegan - Allegan City	Priority 3	09:56:47	09:56:55	0:00.08		
113119	8/25/17	Allegan - Allegan City	Priority 3	17:38:56	17:40:54	0:01.58		
86202	7/2/17	Allegan - Allegan City	Priority 3	02:45:26	02:48:26	0:03.00		
108235	8/16/17	Allegan - Allegan City	Priority 3	01:40:56	01:42:53	0:01.57		
99967	7/29/17	Allegan - Allegan City	Priority 3	16:43:52	16:48:06	0:04.14		
86353	7/2/17	Allegan - Allegan City	Priority 3	16:32:12	16:34:24	0:02.12		
110335	8/20/17	Allegan - Allegan City	Priority 3	15:17:43	15:22:47	0:05.04		
125173	9/19/17	Allegan - Allegan City	Priority 3	19:30:36	19:35:43	0:05.07		
105380	8/9/17	Allegan - Allegan City	Priority 3	21:50:00	22:03:41	0:13.41		
124514	9/18/17	Allegan - Allegan City	Priority 3	17:54:21	17:57:20	0:02.59		
106413	8/11/17	Allegan - Allegan City	Priority 3	16:34:09	16:38:13	0:04.04		
118721	9/6/17	Allegan - Allegan City	Priority 3	16:51:51	16:56:05	0:04.14		

Reporting Period July 1 - September 30, 2017

<u>Run#</u>	<u>Date</u>	<u>Dispatch Zone</u>	<u>Response Priority</u>	<u>Dispatch</u>	<u>At Scene</u>	<u>Response</u>
126934	9/22/17	Allegan - Cheshire	Priority 3	18:28:49	18:35:52	0:07.03
107242	8/14/17	Allegan - Cheshire	Priority 3	07:33:20	07:42:31	0:09.11
98256	7/26/17	Allegan - Cheshire	Priority 3	12:55:39	13:05:22	0:09.43
89983	7/10/17	Allegan - Cheshire	Priority 3	09:41:53	09:51:41	0:09.48
107677	8/14/17	Allegan - Cheshire	Priority 3	22:46:34	22:58:47	0:12.13
104313	8/7/17	Allegan - Cheshire	Priority 3	22:09:20	22:31:08	0:21.48
116430	9/1/17	Allegan - Cheshire	Priority 3	13:05:38	13:11:23	0:05.45
97483	7/25/17	Allegan - Cheshire	Priority 3	07:34:49	07:43:17	0:08.28
99733	7/29/17	Allegan - Cheshire	Priority 3	01:43:38	01:54:04	0:10.26
93967	7/18/17	Allegan - Cheshire	Priority 3	00:41:01	00:52:05	0:11.04
123376	9/16/17	Allegan - Cheshire	Priority 3	03:38:24	03:49:49	0:11.25
113792	8/27/17	Allegan - Cheshire	Priority 3	16:43:51	16:56:13	0:12.22
103878	8/7/17	Allegan - Cheshire	Priority 3	07:50:13	08:02:47	0:12.34
88254	7/6/17	Allegan - Cheshire	Priority 3	12:06:33	12:21:11	0:14.38
<u>Run#</u>	<u>Date</u>	<u>Dispatch Zone</u>	<u>Response Priority</u>	<u>Dispatch</u>	<u>At Scene</u>	<u>TMT</u>
117689	9/5/17	Allegan - Cheshire	FIRE STANDBY	03:32:18	03:44:39	0:40.57
<u>Run#</u>	<u>Date</u>	<u>Dispatch Zone</u>	<u>Response Priority</u>	<u>Dispatch</u>	<u>At Scene</u>	<u>Response</u>
92235	7/14/17	Allegan - Trowbridge	Priority 1	07:01:42	07:01:46	0:00.04
129341	9/27/17	Allegan - Trowbridge	Priority 1	20:40:36	20:42:41	0:02.05
123864	9/17/17	Allegan - Trowbridge	Priority 1	13:10:12	13:13:02	0:02.50
95994	7/21/17	Allegan - Trowbridge	Priority 1	15:11:42	15:15:10	0:03.28
118690	9/6/17	Allegan - Trowbridge	Priority 1	15:53:37	15:57:33	0:03.56
116691	9/1/17	Allegan - Trowbridge	Priority 1	21:29:22	21:33:57	0:04.35
97008	7/24/17	Allegan - Trowbridge	Priority 1	09:35:55	09:40:43	0:04.48
103578	8/6/17	Allegan - Trowbridge	Priority 1	04:49:47	04:54:37	0:04.50
93391	7/16/17	Allegan - Trowbridge	Priority 1	22:39:40	22:44:38	0:04.58
108642	8/16/17	Allegan - Trowbridge	Priority 1	17:48:32	17:53:39	0:05.07
101823	8/2/17	Allegan - Trowbridge	Priority 1	13:27:01	13:32:11	0:05.10
113741	8/27/17	Allegan - Trowbridge	Priority 1	13:19:43	13:25:04	0:05.21
126801	9/22/17	Allegan - Trowbridge	Priority 1	14:41:28	14:46:55	0:05.27
115934	8/31/17	Allegan - Trowbridge	Priority 1	15:04:40	15:10:17	0:05.37
105356	8/9/17	Allegan - Trowbridge	Priority 1	20:11:52	20:17:46	0:05.54
112602	8/24/17	Allegan - Trowbridge	Priority 1	18:48:17	18:54:20	0:06.03
93880	7/17/17	Allegan - Trowbridge	Priority 1	18:00:49	18:06:55	0:06.06
116662	9/1/17	Allegan - Trowbridge	Priority 1	19:39:29	19:45:39	0:06.10
93410	7/17/17	Allegan - Trowbridge	Priority 1	00:07:45	00:14:05	0:06.20
95365	7/20/17	Allegan - Trowbridge	Priority 1	12:59:07	13:05:39	0:06.32
116135	9/1/17	Allegan - Trowbridge	Priority 1	00:48:24	00:55:01	0:06.37
90596	7/11/17	Allegan - Trowbridge	Priority 1	09:54:43	10:01:20	0:06.37
98701	7/27/17	Allegan - Trowbridge	Priority 1	09:26:14	09:33:10	0:06.56
110422	8/20/17	Allegan - Trowbridge	Priority 1	21:29:13	21:36:51	0:07.38
92718	7/14/17	Allegan - Trowbridge	Priority 1	20:02:10	20:10:19	0:08.09
127370	9/23/17	Allegan - Trowbridge	Priority 1	20:31:09	20:39:55	0:08.46
98496	7/26/17	Allegan - Trowbridge	Priority 1	20:10:34	20:19:53	0:09.19
90137	7/10/17	Allegan - Trowbridge	Priority 1	13:30:09	13:39:36	0:09.27
119400	9/8/17	Allegan - Trowbridge	Priority 1	03:54:45	04:05:37	0:10.52

Reporting Period July 1 - September 30, 2017

<u>Run#</u>	<u>Date</u>	<u>Dispatch Zone</u>	<u>Response Priority</u>	<u>Dispatch</u>	<u>At Scene</u>	<u>Response</u>
113734	8/27/17	Allegan - Trowbridge	Priority 2	12:44:53	12:45:02	0:00.09
100282	7/30/17	Allegan - Trowbridge	Priority 2	17:25:36	17:31:58	0:06.22
93392	7/16/17	Allegan - Trowbridge	Priority 2	22:40:01	22:40:09	0:00.08
94481	7/18/17	Allegan - Trowbridge	Priority 2	21:15:23	21:21:11	0:05.48
86158	7/1/17	Allegan - Trowbridge	Priority 2	22:36:22	22:49:54	0:13.32
<u>Run#</u>	<u>Date</u>	<u>Dispatch Zone</u>	<u>Response Priority</u>	<u>Dispatch</u>	<u>At Scene</u>	<u>Response</u>
116696	9/1/17	Allegan - Trowbridge	Priority 3	21:44:36	21:49:18	0:04.42
95007	7/19/17	Allegan - Trowbridge	Priority 3	22:09:54	22:16:16	0:06.22
127629	9/24/17	Allegan - Trowbridge	Priority 3	17:53:45	18:03:00	0:09.15
109299	8/17/17	Allegan - Trowbridge	Priority 3	23:50:00	23:50:04	0:00.04
88708	7/7/17	Allegan - Trowbridge	Priority 3	09:17:20	09:24:05	0:06.45
128727	9/26/17	Allegan - Trowbridge	Priority 3	17:16:26	17:26:42	0:10.16
104470	8/8/17	Allegan - Trowbridge	Priority 3	09:24:38	09:31:01	0:06.23
120295	9/9/17	Allegan - Trowbridge	Priority 3	21:31:34	21:38:04	0:06.30
<u>Run#</u>	<u>Date</u>	<u>Dispatch Zone</u>	<u>Response Priority</u>	<u>Dispatch</u>	<u>At Scene</u>	<u>TMT</u>
100120	7/30/17	Allegan - Trowbridge	FIRE STANDBY	03:00:06	03:02:18	2:21.38
123897	9/17/17	Allegan - Trowbridge	FIRE STANDBY	14:50:37	14:56:50	0:39.06
<u>Run#</u>	<u>Date</u>	<u>Dispatch Zone</u>	<u>Response Priority</u>	<u>Dispatch</u>	<u>At Scene</u>	<u>Response</u>
92957	7/15/17	Allegan - Valley	Priority 1	13:08:26	13:13:39	0:05.13
124984	9/19/17	Allegan - Valley	Priority 1	13:58:38	14:05:42	0:07.04
96792	7/23/17	Allegan - Valley	Priority 1	18:10:24	18:17:52	0:07.28
88485	7/6/17	Allegan - Valley	Priority 1	18:30:02	18:37:32	0:07.30
109773	8/18/17	Allegan - Valley	Priority 1	19:17:19	19:25:42	0:08.23
113036	8/25/17	Allegan - Valley	Priority 1	15:05:27	15:13:57	0:08.30
106859	8/12/17	Allegan - Valley	Priority 1	20:39:48	20:49:08	0:09.20
89790	7/9/17	Allegan - Valley	Priority 1	21:10:59	21:21:05	0:10.06
114253	8/28/17	Allegan - Valley	Priority 1	15:57:45	16:10:12	0:12.27
<u>Run#</u>	<u>Date</u>	<u>Dispatch Zone</u>	<u>Response Priority</u>	<u>Dispatch</u>	<u>At Scene</u>	<u>Response</u>
100141	7/30/17	Allegan - Valley	Priority 2	07:00:05	07:08:22	0:08.17
115770	8/31/17	Allegan - Valley	Priority 2	11:26:03	11:36:25	0:10.22
96406	7/22/17	Allegan - Valley	Priority 2	12:48:35	13:07:39	0:19.04
112676	8/25/17	Allegan - Valley	Priority 2	04:26:47	04:32:07	0:05.20
<u>Run#</u>	<u>Date</u>	<u>Dispatch Zone</u>	<u>Response Priority</u>	<u>Dispatch</u>	<u>At Scene</u>	<u>Response</u>
96152	7/21/17	Allegan - Valley	Priority 3	19:28:51	19:38:00	0:09.09
100037	7/29/17	Allegan - Valley	Priority 3	20:31:13	20:43:05	0:11.52
124038	9/18/17	Allegan - Valley	Priority 3	00:45:23	00:57:54	0:12.31
87949	7/5/17	Allegan - Valley	Priority 3	23:41:06	23:59:52	0:18.46
89657	7/9/17	Allegan - Valley	Priority 3	11:16:51	11:21:37	0:04.46
100056	7/29/17	Allegan - Valley	Priority 3	21:36:37	21:41:36	0:04.59
111979	8/23/17	Allegan - Valley	Priority 3	15:43:37	15:55:31	0:11.54
105318	8/9/17	Allegan - Valley	Priority 3	17:45:59	18:00:19	0:14.20
117332	9/3/17	Allegan - Valley	Priority 3	22:07:28	22:21:54	0:14.26

Reporting Period July 1 - September 30, 2017

110273	8/20/17	Allegan - Valley	Priority 3	11:48:46	12:05:03	0:16.17		
105848	8/10/17	Allegan - Valley	Priority 3	15:11:06	15:20:02	0:08.56		